

2017

Salivary Biometrics and Assessment of Autonomous Nervous System Activation During Emergency and Mascal Training

Michael Czekajlo
VCU

Follow this and additional works at: http://scholarscompass.vcu.edu/med_edu

 Part of the [Medicine and Health Sciences Commons](#)

© The Author(s)

Downloaded from

http://scholarscompass.vcu.edu/med_edu/25

This Oral is brought to you for free and open access by the School of Medicine at VCU Scholars Compass. It has been accepted for inclusion in Medical Education Symposium by an authorized administrator of VCU Scholars Compass. For more information, please contact libcompass@vcu.edu.

Salivary biometrics and assessment of autonomous nervous system activation during emergency and mascal training

Michael S. Czekaĵlo, MD, PhD

Associate Professor

Hunter Holmes McGuire Center for
Simulation and Healthcare Innovation

Medical Director



Conflict of Interest- None

Anthony J. Laporta¹, MD,FACS

Rocky Vista University

Alan Moloff, DO,MPH

Rocky Vista University

Reginald Franciose MD,FACS

Vail Valley Medical Center, CO

Roy Alson MD,PHD

Wake Forest University, NC

Tuan N. Hoang MD,FACS

Medical Readiness Division, San Diego Naval
Surface Forces US Pacific Fleet, San Diego, CA

Douglas A. Granger PHD

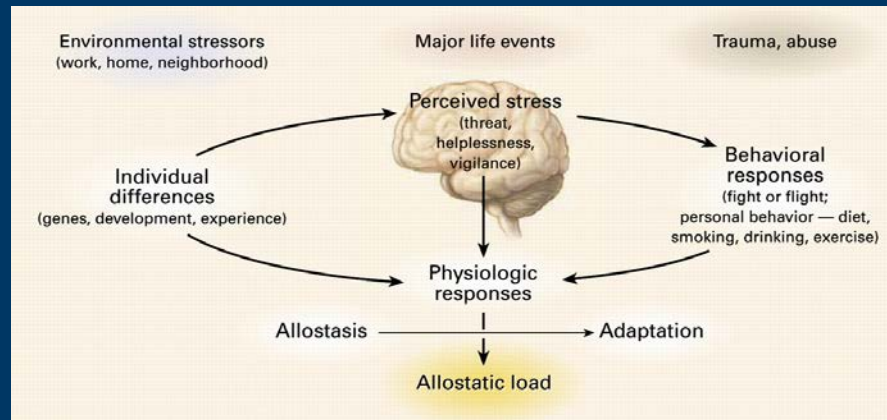
Johns Hopkins University School of Nursing;
Johns Hopkins University Bloomberg School of
Public Health, Baltimore, Maryland



Objectives

THIS PROJECT IS TO IDENTIFY THE CORRECT PHYSIOLOGIC MARKERS OF STRESS AND HABITUATION THOUGHT TO BE ASSOCIATED WITH IMPROVED COMPLEX EDUCATION.

LONG TERM OUR OBJECTIVE IS TO SHOW THAT REALISTIC IMMERSION SIMULATION TRAINING IS BETTER THAN CONVENTIONAL EDUCATION METHODS.



Immersion Training: Siddle, 1995



Catastrophic Effects of Stress:

Visual
Auditory
Fine Motor
Poor Recall

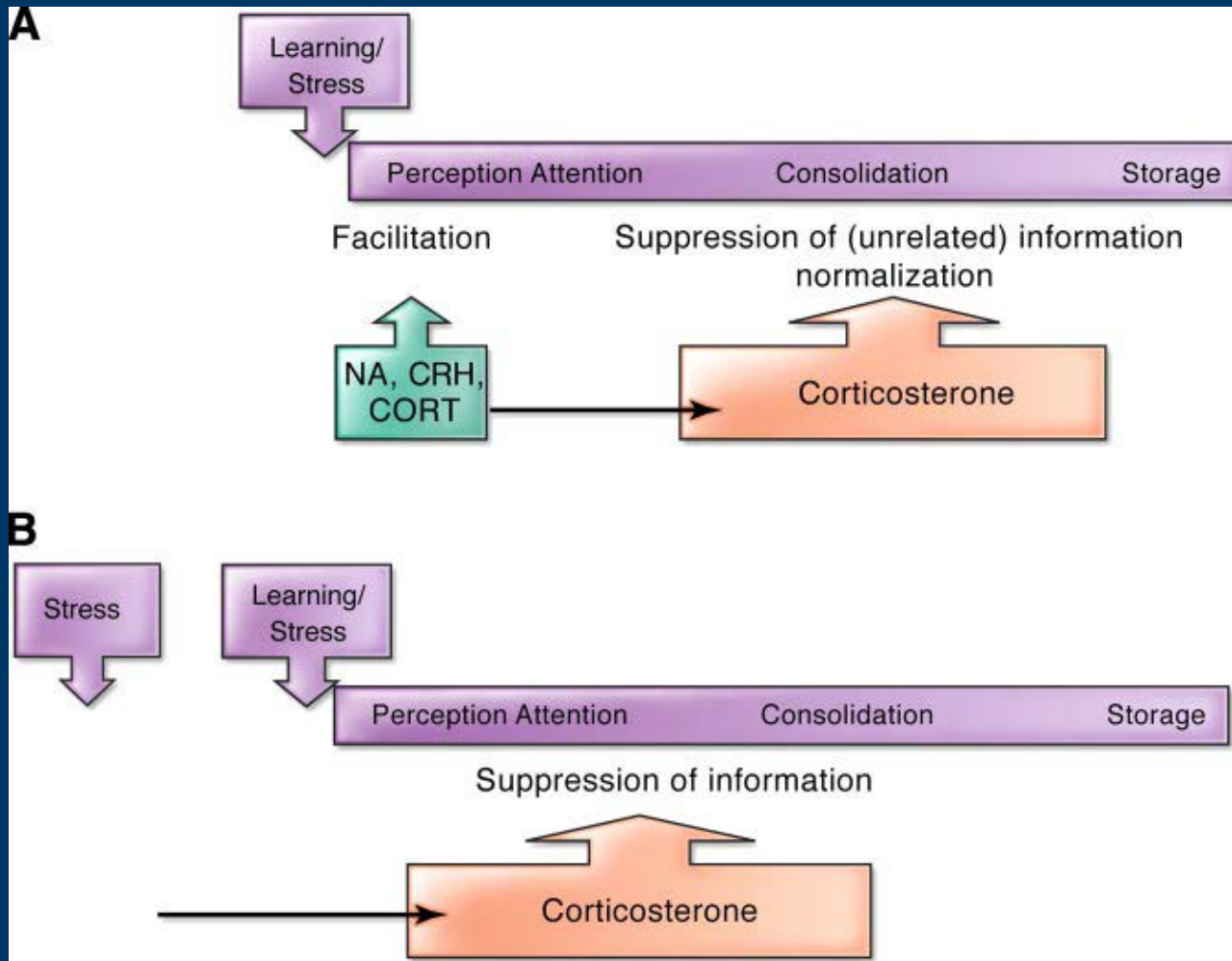
Firearm Hit Average:

- Range – 90%+
- Chicago – 18%
- Miami – 25%
- New York – 32%

Can we improve training by adding realism and objective markers

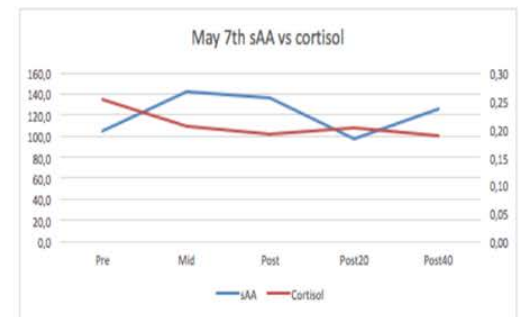
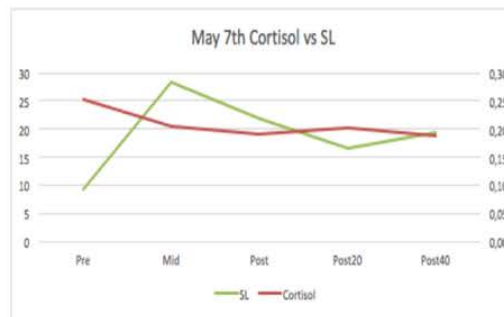
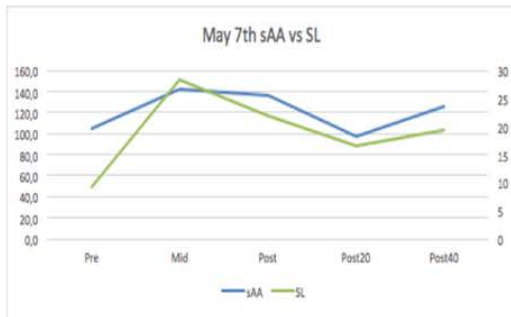
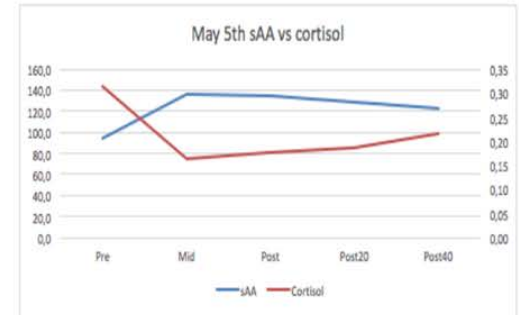
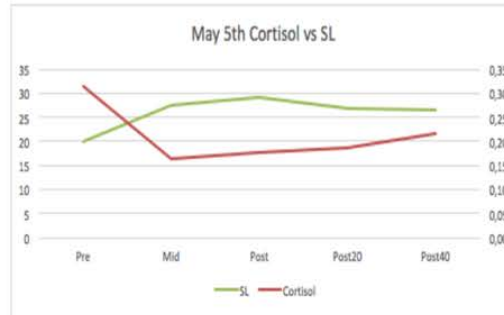
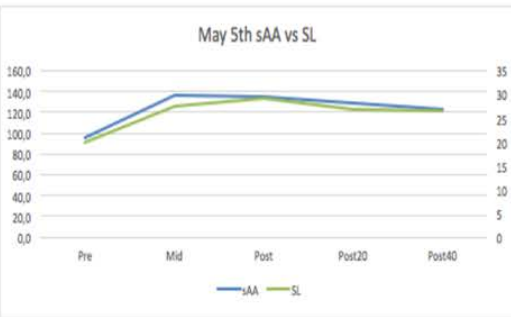
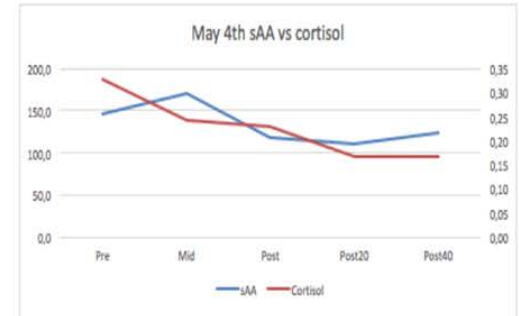
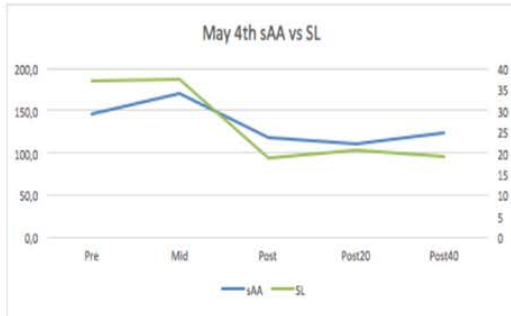


Physiology of Stress



SALIVARY CORTISOL HAS AN INHERENT TIME LAG CAUSING STATISTICAL EVALUATION PROBLEMS.

HEART RATE-VARIABILITY IS NEARLY INSTANTANEOUS



Conclusion

- INDICATES HOW THE INDIVIDUAL WILL RESPOND UNDER SIMILAR CONDITIONS
- THIS TECHNOLOGY ALLOWS FOR THE EVALUATION OF WHETHER THE INDIVIDUAL IS READY TO LEARN VS BEING IN A ZONE THAT IS DETRIMENTAL TO LEARNING
- THERE IS EXCELLENT CORRELATION BETWEEN AVERAGE HEART RATE VARIATION STRESS LEVEL (SL) AND SALIVARY AMYLASE (SAA/HRV)
- TO REDUCE THE “10000 HOURS” NECESSARY TO MAKE AN EXPERT

Thank You

