



VCU

Virginia Commonwealth University
VCU Scholars Compass

Pattern Project

Dept. of Interior Design

2019

Pattern Project - A8UNDANCE

Kelsey Levitt

Follow this and additional works at: <https://scholarscompass.vcu.edu/pp>




Part of the [Interior Design Commons](#)

Recommended Citation

<https://scholarscompass.vcu.edu/pp/13>

This Book is brought to you for free and open access by the Dept. of Interior Design at VCU Scholars Compass. It has been accepted for inclusion in Pattern Project by an authorized administrator of VCU Scholars Compass. For more information, please contact libcompass@vcu.edu.



A8UNDANCE






KELSEY LEVITT

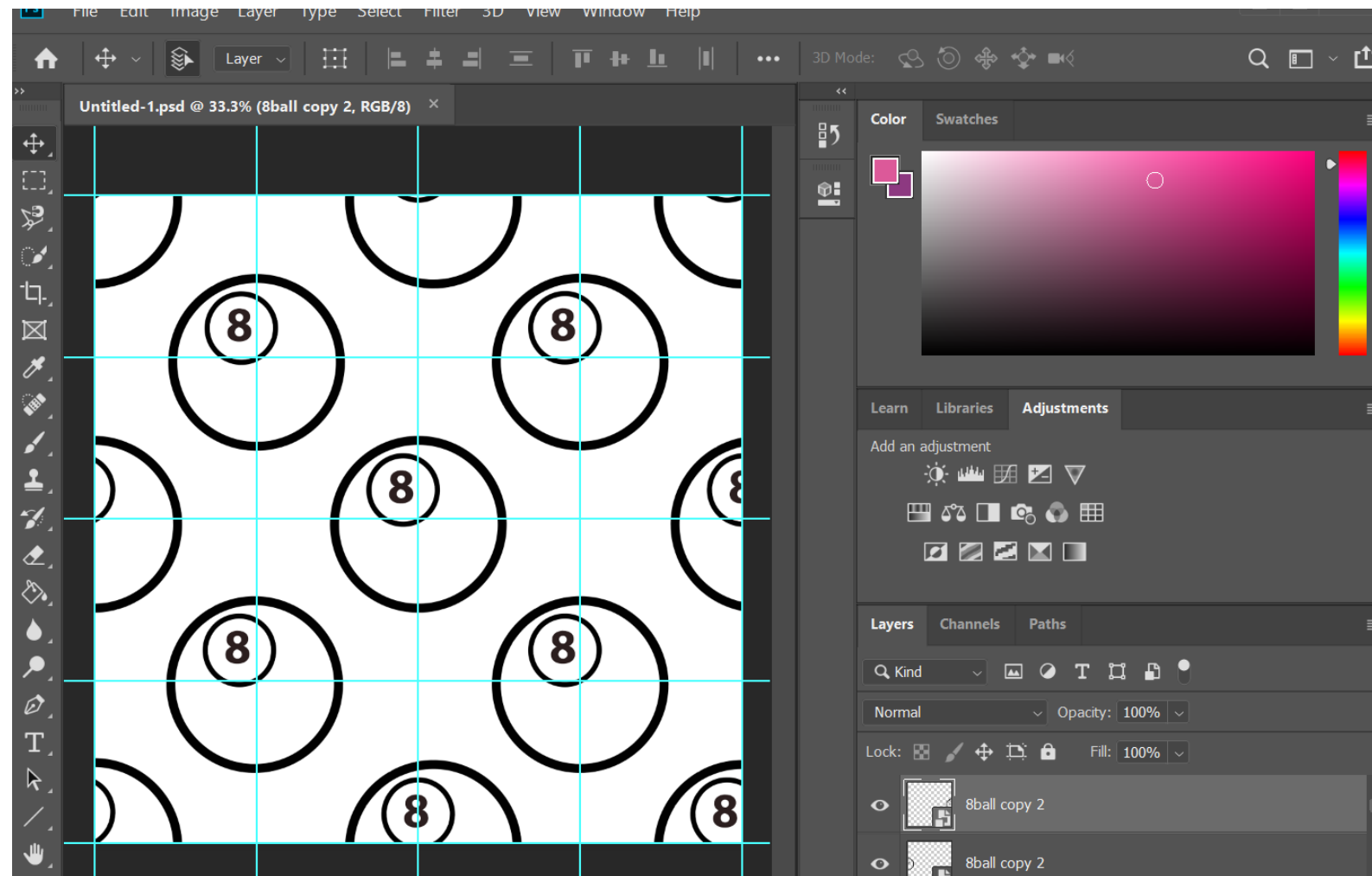
ABUNDANCE

INSPIRATION



FIRST INITIAL TEST OF PATTERN IDEA- HAND
CARVED STAMP MADE FROM MOO-CARVE

PROCESS



GENERATING TILING LAYOUT TO CREATE REPEAT WHEN STAMPING




GENERATING OVERLAP OF 8 BALL REPEAT FOR STAMPING




SECOND STAMP IDEA HAND
CARVED FROM MOO-CARVE




TOOLS USED TO CARVE AND
ROLL INK ONTO THE STAMP




**FINAL PATTERN REPEAT USED
TO STAMP**



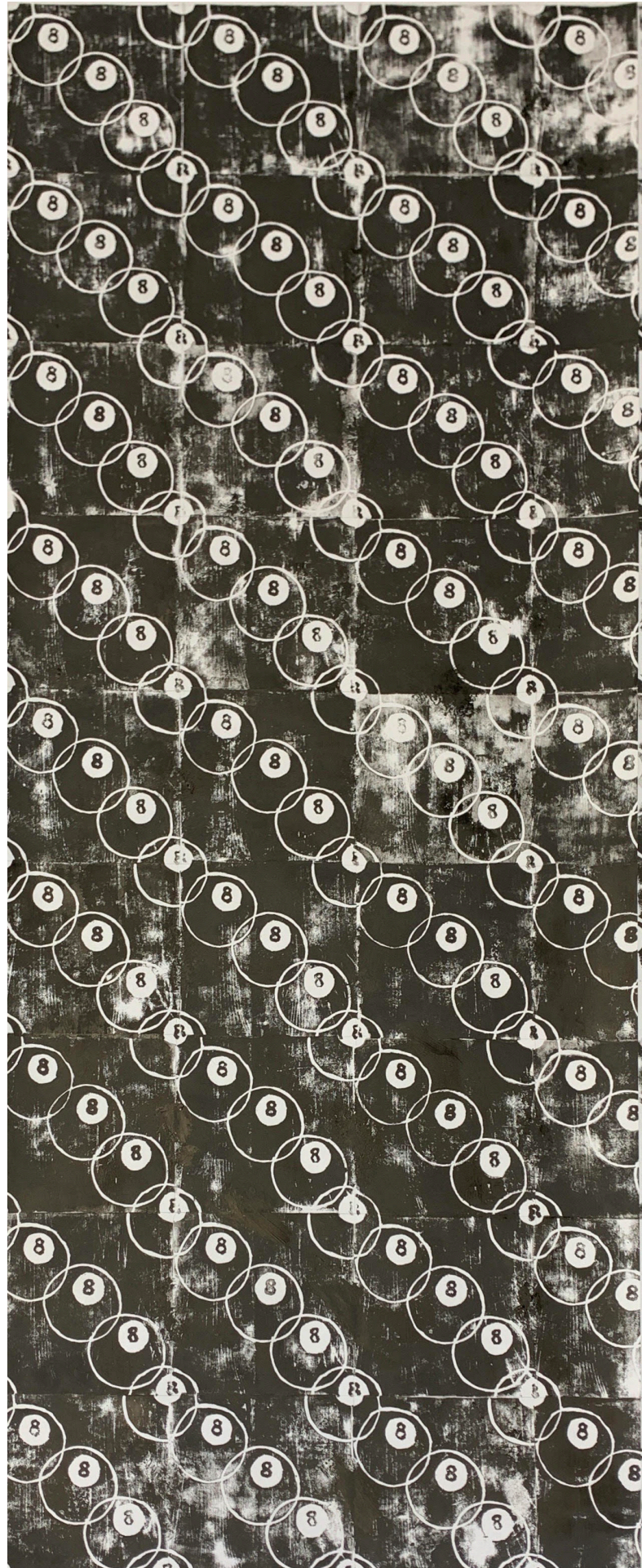
**METHOD USED TO TRANSFER
FINAL PATTERN REPEAT ONTO
MOO-CARVE**



**FINAL STAMP USED TO MAKE
PATTERN OUT OF MOO-CARVE**



PROCESS OF STAMPING



“ABUNDANCE” WAS INSPIRED BY MAGIC 8 BALLS AND THEIR NEVER-ENDING RESPONSE OF UNCERTAIN ANSWERS. THE INTERLOCKING 8 BALLS COULD CONTINUE TO REPEAT FOREVER, CREATING AN ABUNDANCE OF 8 BALLS. THIS REFLECTS THE MANY DIFFERENT WAYS A RESPONSE FROM MAGIC 8 BALLS CAN BE TAKEN. SOME MAY VIEW THIS PATTERN AS GOING DIAGONALLY DOWN, WHILE OTHERS MAY VIEW IT AS GOING DIAGONALLY UP. THE TEXTURE OF HAND BLOCK-PRINTING CONTRASTS THE SMOOTH TEXTURE OF 8 BALLS. THE STATIC-LIKE QUALITY OF EACH STAMPING IS TO MIMIC THE 40’S FILM THAT MADE MAGIC 8 BALLS POPULAR. THIS PATTERN IS MEANT TO BE USED AS WALLPAPER IN EITHER A SPEAKEASY OR A GAME ROOM.