



















































































































































































































































































































































































































































































































S. cerevisiae	C. parvum	C. hominis	T. parva	T. annulata	P. chabaudi	P. berghei	P. yoelii	P. falciparum	P. vivax	P. knowlesi	T. gondii	
<div><div></div></div>	<div><div></div></div>	<div><div></div></div>	<div><div></div></div>	<div><div></div></div>	<div><div></div></div>	<div><div></div></div>	<div><div></div></div>	<div><div></div></div>		<div><div></div></div>	<div><div></div></div>	BIOCARTA - Alpha-synuclein and Parkin-mediated proteolysis in Parkinson’s disease
<div><div></div></div>	<div><div></div></div>	<div><div></div></div>	<div><div></div></div>	<div><div></div></div>	<div><div></div></div>	<div><div></div></div>	<div><div></div></div>	<div><div></div></div>	<div><div></div></div>	<div><div></div></div>	<div><div></div></div>	BIOCARTA - Alternative Complement Pathway
<div><div></div></div>	<div><div></div></div>	<div><div></div></div>	<div><div></div></div>	<div><div></div></div>	<div><div></div></div>	<div><div></div></div>	<div><div></div></div>	<div><div></div></div>	<div><div></div></div>	<div><div></div></div>	<div><div></div></div>	BIOCARTA - Angiotensin II mediated activation of JNK Pathway via Pyk2 dependent signaling
<div><div></div></div>	<div><div></div></div>	<div><div></div></div>	<div><div></div></div>	<div><div></div></div>	<div><div></div></div>	<div><div></div></div>	<div><div></div></div>	<div><div></div></div>	<div><div></div></div>	<div><div></div></div>	<div><div></div></div>	BIOCARTA - Angiotensin-converting enzyme 2 regulates heart function
<div><div></div></div>	<div><div></div></div>	<div><div></div></div>	<div><div></div></div>	<div><div></div></div>	<div><div></div></div>	<div><div></div></div>	<div><div></div></div>	<div><div></div></div>	<div><div></div></div>	<div><div></div></div>	<div><div></div></div>	BIOCARTA - Anthrax Toxin Mechanism of Action
												BIOCARTA - Antigen Dependent B Cell Activation
<div><div></div></div>	<div><div></div></div>	<div><div></div></div>	<div><div></div></div>	<div><div></div></div>	<div><div></div></div>	<div><div></div></div>	<div><div></div></div>	<div><div></div></div>	<div><div></div></div>	<div><div></div></div>	<div><div></div></div>	BIOCARTA - Apoptotic DNA fragmentation and tissue homeostasis
<div><div></div></div>	<div><div></div></div>	<div><div></div></div>	<div><div></div></div>	<div><div></div></div>	<div><div></div></div>	<div><div></div></div>	<div><div></div></div>	<div><div></div></div>	<div><div></div></div>	<div><div></div></div>	<div><div></div></div>	BIOCARTA - Apoptotic Signaling in Response to DNA Damage
<div><div></div></div>	<div><div></div></div>	<div><div></div></div>	<div><div></div></div>	<div><div></div></div>	<div><div></div></div>	<div><div></div></div>	<div><div></div></div>	<div><div></div></div>	<div><div></div></div>	<div><div></div></div>	<div><div></div></div>	BIOCARTA - Aspirin Blocks Signaling Pathway Involved in Platelet Activation
<div><div></div></div>	<div><div></div></div>	<div><div></div></div>	<div><div></div></div>	<div><div></div></div>	<div><div></div></div>	<div><div></div></div>	<div><div></div></div>	<div><div></div></div>	<div><div></div></div>	<div><div></div></div>	<div><div></div></div>	BIOCARTA - Attenuation of GPCR Signaling
												BIOCARTA - B Cell Receptor Complex
<div><div></div></div>			<div><div></div></div>	<div><div></div></div>							<div><div></div></div>	BIOCARTA - B Lymphocyte Cell Surface Molecules
<div><div></div></div>	<div><div></div></div>	<div><div></div></div>	<div><div></div></div>	<div><div></div></div>	<div><div></div></div>	<div><div></div></div>	<div><div></div></div>	<div><div></div></div>	<div><div></div></div>	<div><div></div></div>	<div><div></div></div>	BIOCARTA - BCR Signaling Pathway
<div><div></div></div>	<div><div></div></div>	<div><div></div></div>	<div><div></div></div>	<div><div></div></div>	<div><div></div></div>	<div><div></div></div>	<div><div></div></div>	<div><div></div></div>	<div><div></div></div>	<div><div></div></div>	<div><div></div></div>	BIOCARTA - Basic Mechanisms of SUMOylation
												BIOCARTA - Basic mechanism of action of PPARa, PPARb(d) and PPARg and effects on gene expression
<div><div></div></div>	<div><div></div></div>	<div><div></div></div>	<div><div></div></div>	<div><div></div></div>	<div><div></div></div>	<div><div></div></div>	<div><div></div></div>	<div><div></div></div>	<div><div></div></div>	<div><div></div></div>	<div><div></div></div>	BIOCARTA - Bioactive Peptide Induced Signaling Pathway
<div><div></div></div>	<div><div></div></div>	<div><div></div></div>	<div><div></div></div>	<div><div></div></div>		<div><div></div></div>	<div><div></div></div>	<div><div></div></div>	<div><div></div></div>	<div><div></div></div>	<div><div></div></div>	BIOCARTA - Blockade of Neurotransmitter Release by Botulinum Toxin
<div><div></div></div>	<div><div></div></div>	<div><div></div></div>	<div><div></div></div>	<div><div></div></div>	<div><div></div></div>	<div><div></div></div>	<div><div></div></div>	<div><div></div></div>	<div><div></div></div>	<div><div></div></div>	<div><div></div></div>	BIOCARTA - Bone Remodelling
												BIOCARTA - Bystander B Cell Activation
<div><div></div></div>	<div><div></div></div>	<div><div></div></div>	<div><div></div></div>	<div><div></div></div>	<div><div></div></div>	<div><div></div></div>	<div><div></div></div>	<div><div></div></div>	<div><div></div></div>	<div><div></div></div>	<div><div></div></div>	BIOCARTA - CARM1 and Regulation of the Estrogen Receptor
<div><div></div></div>	<div><div></div></div>	<div><div></div></div>	<div><div></div></div>	<div><div></div></div>	<div><div></div></div>	<div><div></div></div>	<div><div></div></div>	<div><div></div></div>	<div><div></div></div>	<div><div></div></div>	<div><div></div></div>	BIOCARTA - CBL mediated ligand-induced downregulation of EGF receptors
<div><div></div></div>	<div><div></div></div>	<div><div></div></div>	<div><div></div></div>	<div><div></div></div>	<div><div></div></div>	<div><div></div></div>	<div><div></div></div>	<div><div></div></div>	<div><div></div></div>	<div><div></div></div>	<div><div></div></div>	BIOCARTA - CCR3 signaling in Eosinophils
<div><div></div></div>	<div><div></div></div>	<div><div></div></div>	<div><div></div></div>	<div><div></div></div>	<div><div></div></div>	<div><div></div></div>	<div><div></div></div>	<div><div></div></div>	<div><div></div></div>	<div><div></div></div>	<div><div></div></div>	BIOCARTA - CD40L Signaling Pathway
			<div><div></div></div>	<div><div></div></div>							<div><div></div></div>	BIOCARTA - CTL mediated immune response against target cells
<div><div></div></div>	<div><div></div></div>	<div><div></div></div>	<div><div></div></div>	<div><div></div></div>	<div><div></div></div>	<div><div></div></div>	<div><div></div></div>	<div><div></div></div>	<div><div></div></div>	<div><div></div></div>	<div><div></div></div>	BIOCARTA - CXCR4 Signaling Pathway

S. cerevisiae	C. parvum	C. hominis	T. parva	T. annulata	P. chabaudi	P. berghei	P. yoelii	P. falciparum	P. vivax	P. knowlesi	T. gondii	
												BIOCARTA - Ca++/ Calmodulin-dependent Protein Kinase Activation
												BIOCARTA - Cadmium induces DNA synthesis and proliferation in macrophages
												BIOCARTA - Calcium Signaling by HBx of Hepatitis B virus
												BIOCARTA - Cardiac Protection Against ROS
												BIOCARTA - Caspase Cascade in Apoptosis
												BIOCARTA - Catabolic Pathways for Arginine , Histidine, Glutamate, Glutamine, and Proline
												BIOCARTA - Catabolic Pathways for Methionine, Isoleucine, Threonine and Valine
												BIOCARTA - Cell Cycle: G1/S Check Point
												BIOCARTA - Cell Cycle: G2/M Checkpoint
												BIOCARTA - Cell to Cell Adhesion Signaling
												BIOCARTA - Cells and Molecules involved in local acute inflammatory response
												BIOCARTA - Ceramide Signaling Pathway
												BIOCARTA - ChREBP regulation by carbohydrates and cAMP
												BIOCARTA - Chaperones modulate interferon Signaling Pathway
												BIOCARTA - Circadian Rhythms
												BIOCARTA - Classical Complement Pathway
												BIOCARTA - Complement Pathway
												BIOCARTA - Control of skeletal myogenesis by HDAC & calcium/calmodulin-dependent kinase (CaMK)
												BIOCARTA - Corticosteroids and cardioprotection
												BIOCARTA - Cyclin E Destruction Pathway
												BIOCARTA - Cycling of Ran in nucleocytoplasmic transport
												BIOCARTA - Cyclins and Cell Cycle Regulation
												BIOCARTA - Cystic fibrosis transmembrane conductance regulator and beta 2 adrenergic receptor pathwa [...]
												BIOCARTA - Cytokine Network
												BIOCARTA - Cytokines and Inflammatory Response

S. cerevisiae	C. parvum	C. hominis	T. parva	T. annulata	P. chabaudi	P. berghei	P. yoelii	P. falciparum	P. vivax	P. knowlesi	T. gondii	
○	•	•	○	○	○	○	○	○	○	○	○	BIOCARTA - D4-GDI Signaling Pathway
○	○	○	○	○	○	○	○	○	○	○	○	BIOCARTA - Degradation of the RAR and RXR by the proteasome
○	•	•	•	•	•	•	•	•	•	•	•	BIOCARTA - Dendritic cells in regulating TH1 and TH2 Development
◯	○	○	○	○	◯	◯	◯	◯	◯	◯	◯	BIOCARTA - Deregulation of CDK5 in Alzheimers Disease
◯	◯	◯	◯	◯	○	◯	◯	◯	◯	◯	◯	BIOCARTA - Double Stranded RNA Induced Gene Expression
○	◯	◯	◯	◯	◯	◯	◯	◯	◯	◯	◯	BIOCARTA - Downregulated of MTA-3 in ER-negative Breast Tumors
◯	◯	◯	○	○	○	○	○	○	○	○	○	BIOCARTA - E2F1 Destruction Pathway
◯	◯	◯	○	○	◯	◯	◯	◯	◯	◯	◯	BIOCARTA - EGF Signaling Pathway
◯	○	○	○	○	○	○	○	○	○	○	○	BIOCARTA - EPO Signaling Pathway
◯	◯	◯	○	○	○	○	○	○	○	○	◯	BIOCARTA - Effects of calcineurin in Keratinocyte Differentiation
◯	○	○	◯	◯	◯	◯	◯	◯	◯	◯	◯	BIOCARTA - Electron Transport Reaction in Mitochondria
◯	◯	◯	◯	◯	◯	◯	◯	◯	◯	◯	◯	BIOCARTA - Endocytotic role of NDK, Phosphins and Dynamin
○	◯	◯	○	○	◯	◯	◯	◯	◯	◯	◯	BIOCARTA - Eph Kinases and ephrins support platelet aggregation
◯	◯	◯	○	○	◯	◯	◯	◯	◯	◯	◯	BIOCARTA - Erk and PI-3 Kinase Are Necessary for Collagen Binding in Corneal Epithelia
◯	◯	◯	○	○	◯	◯	◯	◯	◯	◯	◯	BIOCARTA - Erk1/Erk2 Mapk Signaling pathway
•					•						•	BIOCARTA - Erythrocyte Differentiation Pathway
○	○	○	○	○	○	○	○	○	○	○	○	BIOCARTA - Erythropoietin mediated neuroprotection through NF-kB
	•	•						•			○	BIOCARTA - Extrinsic Prothrombin Activation Pathway
◯	○	○	○	○	○	○	○	◯	○	○	◯	BIOCARTA - FAS signaling pathway (CD95)
○	○	○	○	○	○	○	○	○	○	○	○	BIOCARTA - FOSB gene expression and drug abuse
○	○	○	○	○	○	○	○	○	○	○	○	BIOCARTA - FXR and LXR Regulation of Cholesterol Metabolism
◯	◯	◯	◯	◯	◯	◯	◯	◯	◯	◯	◯	BIOCARTA - Fc Epsilon Receptor I Signaling in Mast Cells
•								•			○	BIOCARTA - Fibrinolysis Pathway
◯	○	○	○	○	○	○	○	○	○	○	○	BIOCARTA - Free Radical Induced Apoptosis
												BIOCARTA - Function of SLRP in Bone: An Integrated View






























































































































































































































































S. cerevisiae	C. parvum	C. hominis	T. parva	T. annulata	P. chabaudi	P. berghei	P. yoelii	P. falciparum	P. vivax	P. knowlesi	T. gondii	
<div>○</div>	<div>○</div>	<div>○</div>	<div>○</div>	<div>○</div>	<div>◦</div>	<div>○</div>	<div>○</div>	<div>○</div>	<div>○</div>	<div>○</div>	<div>○</div>	BIOCARTA - G-Protein Signaling Through Tubby Proteins
<div>◯</div>	<div>◯</div>	<div>◯</div>	<div>◯</div>	<div>◯</div>	<div>◯</div>	<div>◯</div>	<div>◯</div>	<div>◯</div>	<div>◯</div>	<div>◯</div>	<div>◯</div>	BIOCARTA - GATA3 participate in activating the Th2 cytokine genes expression
<div>○</div>	<div>○</div>	<div>○</div>	<div>○</div>	<div>○</div>	<div>◯</div>	<div>◯</div>	<div>◯</div>	<div>◯</div>	<div>◯</div>	<div>◯</div>	<div>◯</div>	BIOCARTA - Gamma-aminobutyric Acid Receptor Life Cycle
<div>◦</div>	<div>◦</div>	<div>◦</div>	<div>◦</div>	<div>◦</div>	<div>◦</div>	<div>◦</div>	<div>◦</div>	<div>◦</div>	<div>◦</div>	<div>◦</div>	<div>◯</div>	BIOCARTA - Generation of amyloid b-peptide by PS1
<div>◯</div>	<div>◯</div>	<div>◯</div>	<div>◯</div>	<div>◯</div>	<div>◯</div>	<div>◯</div>	<div>◯</div>	<div>◯</div>	<div>◯</div>	<div>◯</div>	<div>◯</div>	BIOCARTA - Glycolysis Pathway
<div>◦</div>	<div>◯</div>	<div>◯</div>	<div>◯</div>	<div>◯</div>	<div>◯</div>	<div>◯</div>	<div>◯</div>	<div>◯</div>	<div>◯</div>	<div>◯</div>	<div>◯</div>	BIOCARTA - Granzyme A mediated Apoptosis Pathway
<div>◯</div>	<div>◯</div>	<div>◯</div>	<div>◯</div>	<div>◯</div>	<div>◯</div>	<div>◯</div>	<div>◯</div>	<div>◯</div>	<div>◯</div>	<div>◯</div>	<div>◯</div>	BIOCARTA - Growth Hormone Signaling Pathway
												BIOCARTA - HIV Induced T Cell Apoptosis
<div>◦</div>	<div>◯</div>	<div>◯</div>			<div>◯</div>	<div>◯</div>	<div>◯</div>	<div>◯</div>	<div>◯</div>	<div>◯</div>	<div>◯</div>	BIOCARTA - HIV-1 defeats host-mediated resistance by CEM15
<div>◯</div>	<div>◯</div>	<div>◯</div>	<div>◯</div>	<div>◯</div>	<div>◦</div>	<div>◯</div>	<div>◯</div>	<div>◯</div>	<div>◯</div>	<div>◯</div>	<div>◯</div>	BIOCARTA - HIV-I Nef: negative effector of Fas and TNF
<div>◯</div>					<div>◯</div>	<div>◯</div>	<div>◯</div>	<div>◯</div>	<div>◯</div>	<div>◯</div>	<div>◯</div>	BIOCARTA - Hemoglobin's Chaperone
<div>◯</div>												BIOCARTA - Hop Pathway in Cardiac Development
<div>◯</div>	<div>◯</div>	<div>◯</div>	<div>◯</div>	<div>◯</div>	<div>◯</div>	<div>◯</div>	<div>◯</div>	<div>◯</div>	<div>◯</div>	<div>◯</div>	<div>◯</div>	BIOCARTA - How Progesterone Initiates the Oocyte Maturation
<div>◯</div>	<div>◯</div>	<div>◯</div>	<div>◦</div>	<div>◦</div>	<div>◦</div>	<div>◯</div>	<div>◯</div>	<div>◯</div>	<div>◯</div>	<div>◯</div>	<div>◯</div>	BIOCARTA - How does salmonella hijack a cell
<div>◯</div>	<div>◯</div>	<div>◯</div>	<div>◯</div>	<div>◯</div>	<div>◯</div>	<div>◯</div>	<div>◯</div>	<div>◯</div>	<div>◯</div>	<div>◯</div>	<div>◯</div>	BIOCARTA - Human Cytomegalovirus and Map Kinase Pathways
<div>◯</div>	<div>◯</div>	<div>◯</div>	<div>◯</div>	<div>◯</div>	<div>◯</div>	<div>◯</div>	<div>◯</div>	<div>◯</div>	<div>◯</div>	<div>◯</div>	<div>◯</div>	BIOCARTA - Hypoxia and p53 in the Cardiovascular system
<div>◯</div>	<div>◯</div>	<div>◯</div>	<div>◯</div>	<div>◦</div>	<div>◦</div>	<div>◯</div>	<div>◯</div>	<div>◯</div>	<div>◯</div>	<div>◯</div>	<div>◯</div>	BIOCARTA - Hypoxia-Inducible Factor in the Cardiovascular System
<div>◦</div>	<div>◦</div>	<div>◦</div>	<div>◦</div>		<div>◦</div>	<div>◦</div>	<div>◯</div>	<div>◦</div>	<div>◦</div>	<div>◯</div>	<div>◦</div>	BIOCARTA - IFN alpha signaling pathway
<div>◯</div>	<div>◯</div>	<div>◯</div>	<div>◯</div>	<div>◦</div>	<div>◯</div>	<div>◯</div>	<div>◯</div>	<div>◯</div>	<div>◯</div>	<div>◯</div>	<div>◯</div>	BIOCARTA - IFN gamma signaling pathway
<div>◯</div>	<div>◯</div>	<div>◯</div>	<div>◯</div>	<div>◯</div>	<div>◯</div>	<div>◯</div>	<div>◯</div>	<div>◯</div>	<div>◯</div>	<div>◯</div>	<div>◯</div>	BIOCARTA - IGF-1 Signaling Pathway
												BIOCARTA - IL 17 Signaling Pathway
												BIOCARTA - IL 18 Signaling Pathway
<div>◯</div>	<div>◯</div>	<div>◯</div>	<div>◯</div>	<div>◦</div>	<div>◯</div>	<div>◯</div>	<div>◯</div>	<div>◯</div>	<div>◯</div>	<div>◯</div>	<div>◯</div>	BIOCARTA - IL 2 signaling pathway
<div>◯</div>	<div>◯</div>	<div>◯</div>	<div>◯</div>	<div>◯</div>	<div>◯</div>	<div>◯</div>	<div>◯</div>	<div>◯</div>	<div>◯</div>	<div>◯</div>	<div>◯</div>	BIOCARTA - IL 3 signaling pathway
<div>◯</div>	<div>◯</div>	<div>◯</div>	<div>◯</div>	<div>◦</div>	<div>◯</div>	<div>◯</div>	<div>◯</div>	<div>◯</div>	<div>◯</div>	<div>◯</div>	<div>◯</div>	BIOCARTA - IL 4 signaling pathway

<i>S. cerevisiae</i>	<i>C. parvum</i>	<i>C. hominis</i>	<i>T. parva</i>	<i>T. annulata</i>	<i>P. chabaudi</i>	<i>P. berghei</i>	<i>P. yoelii</i>	<i>P. falciparum</i>	<i>P. vivax</i>	<i>P. knowlesi</i>	<i>T. gondii</i>	
												BiOCARTA - IL 5 Signaling Pathway
○	○	○	○	○	○	○	○	○	○	○	○	BiOCARTA - IL 6 signaling pathway
◦	◦	◦	◦		◦	◦	◦	◦	◦	◦	◦	BiOCARTA - IL-10 Anti-inflammatory Signaling Pathway
○	○	○	○	○	○	○	○	○	○	○	○	BiOCARTA - IL-2 Receptor Beta Chain in T cell Activation
○	○	○	○	◦	○	○	○	○	○	○	○	BiOCARTA - IL-7 Signal Transduction
◦	○	○	○	◦	○	○	○	○	○	○	○	BiOCARTA - IL12 and Stat4 Dependent Signaling Pathway in Th1 Development
○	○	○	◦	◦	○	○	○	○	○	○	○	BiOCARTA - IL22 Soluble Receptor Signaling Pathway
○	○	○	○	○	○	○	○	○	○	○	○	BiOCARTA - Inactivation of Gsk3 by AKT causes accumulation of b-catenin in Alveolar Macrophages
◦	◦	◦	○	○	◦	◦	◦	○	◦	○	○	BiOCARTA - Induction of apoptosis through DR3 and DR4/5 Death Receptors
○	○	○	○	○	○	○	○	○	○	○	○	BiOCARTA - Influence of Ras and Rho proteins on G1 to S Transition
○	○	○	○	○	○	○	○	○	○	○	○	BiOCARTA - Inhibition of Cellular Proliferation by Gleevec
○	○	○	○	○	○	○	○	○	○	○	○	BiOCARTA - Inhibition of Huntington's disease neurodegeneration by histone deacetylase inhibitors
◦	◦	◦	◦	◦	◦	◦	◦	◦	◦	◦	○	BiOCARTA - Inhibition of Matrix Metalloproteinases
○	○	○	○	○	○	○	○	○	○	○	○	BiOCARTA - Insulin Signaling Pathway
○	○	○	○	○	○	○	○	○	○	○	○	BiOCARTA - Integrin Signaling Pathway
	◦	◦						◦	◦	○	○	BiOCARTA - Intrinsic Prothrombin Activation Pathway
○	○	○	○	○	○	○	○	○	○	○	○	BiOCARTA - Ion Channel and Phorbol Esters Signaling Pathway
○	○	○	○	○	○	○	○	○	○	○	○	BiOCARTA - Keratinocyte Differentiation
◦	○	○	◦		○	○	○	○	○	○	○	BiOCARTA - Lck and Fyn tyrosine kinases in initiation of TCR Activation
	◦	◦									◦	BiOCARTA - Lectin Induced Complement Pathway
○	○	○									○	BiOCARTA - Leloir pathway of galactose metabolism
○	○	○	○	○	○	○	○	○	○	○	○	BiOCARTA - Links between Pyk2 and Map Kinases
◦	○	○			○	○	○	○	○	○	○	BiOCARTA - Low-density lipoprotein (LDL) pathway during atherogenesis
○	○	○	○	○	○	○	○	○	○	○	○	BiOCARTA - MAPKinase Signaling Pathway
○	○	○	○	○	○	○	○	○	○	○	○	BiOCARTA - METS affect on Macrophage Differentiation

S. cerevisiae	C. parvum	C. hominis	T. parva	T. annulata	P. chabaudi	P. berghei	P. yoelii	P. falciparum	P. vivax	P. knowlesi	T. gondii	
												BIOCARTA - Malate-aspartate shuttle
												BIOCARTA - Map Kinase Inactivation of SMRT Corepressor
												BIOCARTA - Mechanism of Acetaminophen Activity and Toxicity
												BIOCARTA - Mechanism of Gene Regulation by Peroxisome Proliferators via PPARα(alpha)
												BIOCARTA - Mitochondrial Carnitine Palmitoyltransferase (CPT) System
												BIOCARTA - Monocyte and its Surface Molecules
												BIOCARTA - Msp/Ron Receptor Signaling Pathway
												BIOCARTA - Multi-Drug Resistance Factors
												BIOCARTA - Multi-step Regulation of Transcription by Pitx2
												BIOCARTA - Multiple antiapoptotic pathways from IGF-1R signaling lead to BAD phosphorylation
												BIOCARTA - NF-κB Signaling Pathway
												BIOCARTA - NFAT and Hypertrophy of the heart (Transcription in the broken heart)
												BIOCARTA - NFκB activation by Nontypeable Hemophilus influenzae
												BIOCARTA - NO2-dependent IL 12 Pathway in NK cells
												BIOCARTA - Nerve growth factor pathway (NGF)
												BIOCARTA - Neuropeptides VIP and PACAP inhibit the apoptosis of activated T cells
												BIOCARTA - Neuroregulin receptor degradation protein-1 Controls ErbB3 receptor recycling
												BIOCARTA - Neutrophil and Its Surface Molecules
												BIOCARTA - Nitric Oxide Signaling Pathway
												BIOCARTA - Nuclear receptors coordinate the activities of chromatin remodeling complexes and coactiv [...]
												BIOCARTA - OX40 Signaling Pathway
												BIOCARTA - Opposing roles of AIF in Apoptosis and Cell Survival
												BIOCARTA - Overview of telomerase RNA component gene hTerc Transcriptional Regulation
												BIOCARTA - Overview of telomerase protein component gene hTert Transcriptional Regulation
												BIOCARTA - Oxidative Stress Induced Gene Expression Via Nrf2

S. cerevisiae	C. parvum	C. hominis	T. parva	T. annulata	P. chabaudi	P. berghei	P. yoelii	P. falciparum	P. vivax	P. knowlesi	T. gondii	
<div></div>	<div></div>	<div></div>	<div></div>	<div></div>	<div></div>	<div></div>	<div></div>	<div></div>	<div></div>	<div></div>	<div></div>	BIOCARTA - PDGF Signaling Pathway
<div></div>	<div></div>	<div></div>	<div></div>	<div></div>	<div></div>	<div></div>	<div></div>	<div></div>	<div></div>	<div></div>	<div></div>	BIOCARTA - PKC-catalyzed phosphorylation of inhibitory phosphoprotein of myosin phosphatase
<div></div>	<div></div>	<div></div>	<div></div>	<div></div>	<div></div>	<div></div>	<div></div>	<div></div>	<div></div>	<div></div>	<div></div>	BIOCARTA - PTEN dependent cell cycle arrest and apoptosis
<div></div>	<div></div>	<div></div>	<div></div>	<div></div>	<div></div>	<div></div>	<div></div>	<div></div>	<div></div>	<div></div>	<div></div>	BIOCARTA - Pelp1 Modulation of Estrogen Receptor Activity
<div></div>	<div></div>	<div></div>	<div></div>	<div></div>	<div></div>	<div></div>	<div></div>	<div></div>	<div></div>	<div></div>	<div></div>	BIOCARTA - Pertussis toxin-insensitive CCR5 Signaling in Macrophage
<div></div>	<div></div>	<div></div>	<div></div>	<div></div>	<div></div>	<div></div>	<div></div>	<div></div>	<div></div>	<div></div>	<div></div>	BIOCARTA - Phosphoinositides and their downstream targets.
<div></div>	<div></div>	<div></div>	<div></div>	<div></div>	<div></div>	<div></div>	<div></div>	<div></div>	<div></div>	<div></div>	<div></div>	BIOCARTA - Phospholipase C Signaling Pathway
<div></div>	<div></div>	<div></div>	<div></div>	<div></div>	<div></div>	<div></div>	<div></div>	<div></div>	<div></div>	<div></div>	<div></div>	BIOCARTA - Phospholipase C d1 in phospholipid associated cell signaling
<div></div>	<div></div>	<div></div>	<div></div>	<div></div>	<div></div>	<div></div>	<div></div>	<div></div>	<div></div>	<div></div>	<div></div>	BIOCARTA - Phospholipase C-epsilon pathway
<div></div>	<div></div>	<div></div>	<div></div>	<div></div>	<div></div>	<div></div>	<div></div>	<div></div>	<div></div>	<div></div>	<div></div>	BIOCARTA - Phospholipids as signalling intermediaries
<div></div>	<div></div>	<div></div>	<div></div>	<div></div>	<div></div>	<div></div>	<div></div>	<div></div>	<div></div>	<div></div>	<div></div>	BIOCARTA - Phosphorylation of MEK1 by cdk5/p35 down regulates the MAP kinase pathway
<div></div>	<div></div>	<div></div>	<div></div>	<div></div>	<div></div>	<div></div>	<div></div>	<div></div>	<div></div>	<div></div>	<div></div>	BIOCARTA - Presenilin action in Notch and Wnt signaling
											<div></div>	BIOCARTA - Proepithelin Conversion to Epithelin and Wound Repair Control
<div></div>	<div></div>	<div></div>	<div></div>	<div></div>	<div></div>	<div></div>	<div></div>	<div></div>	<div></div>	<div></div>	<div></div>	BIOCARTA - Protein Kinase A at the Centrosome
<div></div>	<div></div>	<div></div>	<div></div>	<div></div>	<div></div>	<div></div>	<div></div>	<div></div>	<div></div>	<div></div>	<div></div>	BIOCARTA - Proteolysis and Signaling Pathway of Notch
<div></div>	<div></div>	<div></div>	<div></div>	<div></div>	<div></div>	<div></div>	<div></div>	<div></div>	<div></div>	<div></div>	<div></div>	BIOCARTA - RB Tumor Suppressor/Checkpoint Signaling in response to DNA damage
<div></div>	<div></div>	<div></div>	<div></div>	<div></div>	<div></div>	<div></div>	<div></div>	<div></div>	<div></div>	<div></div>	<div></div>	BIOCARTA - Rab GTPases Mark Targets In The Endocytotic Machinery
<div></div>	<div></div>	<div></div>	<div></div>	<div></div>	<div></div>	<div></div>	<div></div>	<div></div>	<div></div>	<div></div>	<div></div>	BIOCARTA - Rac 1 cell motility signaling pathway
<div></div>	<div></div>	<div></div>	<div></div>	<div></div>	<div></div>	<div></div>	<div></div>	<div></div>	<div></div>	<div></div>	<div></div>	BIOCARTA - Ras Signaling Pathway
<div></div>	<div></div>	<div></div>	<div></div>	<div></div>	<div></div>	<div></div>	<div></div>	<div></div>	<div></div>	<div></div>	<div></div>	BIOCARTA - Ras-Independent pathway in NK cell-mediated cytotoxicity
<div></div>	<div></div>	<div></div>	<div></div>	<div></div>	<div></div>	<div></div>	<div></div>	<div></div>	<div></div>	<div></div>	<div></div>	BIOCARTA - Reelin Signaling Pathway
<div></div>	<div></div>	<div></div>	<div></div>	<div></div>	<div></div>	<div></div>	<div></div>	<div></div>	<div></div>	<div></div>	<div></div>	BIOCARTA - Regulation of BAD phosphorylation
<div></div>	<div></div>	<div></div>	<div></div>	<div></div>	<div></div>	<div></div>	<div></div>	<div></div>	<div></div>	<div></div>	<div></div>	BIOCARTA - Regulation of PGC-1a
<div></div>	<div></div>	<div></div>	<div></div>	<div></div>	<div></div>	<div></div>	<div></div>	<div></div>	<div></div>	<div></div>	<div></div>	BIOCARTA - Regulation of Spermatogenesis by CREM
<div></div>	<div></div>	<div></div>	<div></div>	<div></div>	<div></div>	<div></div>	<div></div>	<div></div>	<div></div>	<div></div>	<div></div>	BIOCARTA - Regulation of cell cycle progression by Plk3

<i>S. cerevisiae</i>	<i>C. parvum</i>	<i>C. hominis</i>	<i>T. parva</i>	<i>T. annulata</i>	<i>P. chabaudi</i>	<i>P. berghei</i>	<i>P. yoelii</i>	<i>P. falciparum</i>	<i>P. vivax</i>	<i>P. knowlesi</i>	<i>T. gondii</i>	
												Biocarta - Regulation of ck1/cdk5 by type 1 glutamate receptors
												Biocarta - Regulation of eIF2
												Biocarta - Regulation of eIF4e and p70 S6 Kinase
												Biocarta - Regulation of hematopoiesis by cytokines
												Biocarta - Regulation of p27 Phosphorylation during Cell Cycle Progression
												Biocarta - Regulation of transcriptional activity by PML
												Biocarta - Repression of Pain Sensation by the Transcriptional Regulator DREAM
												Biocarta - Reversal of Insulin Resistance by Leptin
												Biocarta - Rho cell motility signaling pathway
												Biocarta - Rho-Selective Guanine Exchange Factor AKAP13 Mediates Stress Fiber Formation
												Biocarta - Role of BRCA1, BRCA2 and ATR in Cancer Susceptibility
												Biocarta - Role of EGF Receptor Transactivation by GPCRs in Cardiac Hypertrophy
												Biocarta - Role of Erk5 in Neuronal Survival
												Biocarta - Role of MEF2D in T-cell Apoptosis
												Biocarta - Role of Mitochondria in Apoptotic Signaling
												Biocarta - Role of PI3K subunit p85 in regulation of Actin Organization and Cell Migration
												Biocarta - Role of PPAR-gamma Coactivators in Obesity and Thermogenesis
												Biocarta - Role of Parkin in the Ubiquitin-Proteasomal Pathway
					.						.	Biocarta - Role of Tob in T-cell activation
												Biocarta - Role of nicotinic acetylcholine receptors in the regulation of apoptosis
												Biocarta - SARS Coronavirus Protease
												Biocarta - SODD/TNFR1 Signaling Pathway
												Biocarta - SREBP control of lipid synthesis
.	Biocarta - Selective expression of chemokine receptors during T-cell polarization
												Biocarta - Shuttle for transfer of acetyl groups from mitochondria to the cytosol

S. cerevisiae	C. parvum	C. hominis	T. parva	T. annulata	P. chabaudi	P. berghei	P. yoelii	P. falciparum	P. vivax	P. knowlesi	T. gondii	
												Biocarta - Signal Dependent Regulation of Myogenesis by Corepressor MITR
												Biocarta - Signal transduction through IL1R
												Biocarta - Signaling Pathway from G-Protein Families
												Biocarta - Signaling of Hepatocyte Growth Factor Receptor
												Biocarta - Skeletal muscle hypertrophy is regulated via AKT/mTOR pathway
												Biocarta - Small Leucine-rich Proteoglycan (SLRP) molecules
												Biocarta - Sonic Hedgehog (SHH) Receptor Ptc1 Regulates cell cycle
												Biocarta - Sonic Hedgehog (Shh) Pathway
												Biocarta - Sprouty regulation of tyrosine kinase signals
												Biocarta - Stat3 Signaling Pathway
												Biocarta - Stress Induction of HSP Regulation
												Biocarta - T Cell Receptor Signaling Pathway
												Biocarta - T Cell Receptor and CD3 Complex
												Biocarta - T Cytotoxic Cell Surface Molecules
												Biocarta - T Helper Cell Surface Molecules
												Biocarta - TACI and BCMA stimulation of B cell immune responses.
												Biocarta - TGF beta signaling pathway
												Biocarta - TNF/Stress Related Signaling
												Biocarta - TNFR1 Signaling Pathway
												Biocarta - TNFR2 Signaling Pathway
												Biocarta - TPO Signaling Pathway
												Biocarta - TSP-1 Induced Apoptosis in Microvascular Endothelial Cell
												Biocarta - Telomeres, Telomerase, Cellular Aging, and Immortality
												Biocarta - Th1/Th2 Differentiation
												Biocarta - The 4-1BB-dependent immune response

