



Virginia Commonwealth University
VCU Scholars Compass

Medical Education Symposium

School of Medicine

2017

Nurturing the Student, Sustaining the Mission: International/Inner City/Rural Preceptorship (I2CRP) Program

Yeri Park
VCU

Follow this and additional works at: http://scholarscompass.vcu.edu/med_edu

 Part of the [Medicine and Health Sciences Commons](#)

© The Author(s)

Downloaded from

http://scholarscompass.vcu.edu/med_edu/31

This Oral is brought to you for free and open access by the School of Medicine at VCU Scholars Compass. It has been accepted for inclusion in Medical Education Symposium by an authorized administrator of VCU Scholars Compass. For more information, please contact libcompass@vcu.edu.

Nurturing the Student, Sustaining the Mission: International/Inner City/Rural Preceptorship (I²CRP) Program

CU

**Yeri Park, BS¹, Mary Lee Magee, MS²
and Mark Ryan, MD²**

1. VCU School of Medicine, Richmond, VA
2. Dept. of Family Medicine & Population Health, VCU School of Medicine

Introduction

- By 2030, the U.S. could see shortage of 43,000 primary care physicians¹
- If barriers to utilize healthcare services were removed for underserved populations and all Americans had services equivalent to non-Hispanic, white, insured populations in metropolitan areas, 96,800 physicians will be needed to fill in the gap¹
- There are many educational tracks in medical schools nationwide in hope to address these problems

VCU SOM I²CRP Program

- International/Inner City/Rural Preceptorship Program
- Began in 1998, began as ICRP, with international component added with graduating Class of 2012
- Mission: to increase the number of students going into primary care to serve in medically underserved communities in rural, urban and/or international settings
- Students are selected after application review at the beginning of M1 year
- Longitudinal program with required seminars, written reflections, Grand Rounds and fourth-year capstone project
- Matches students with clinical rotations in medically underserved communities

Purpose of this project:

- To assess I²CRP's impact by analyzing the number of I²CRP graduates entering primary care² compared to non-I²CRP VCU SOM graduates from 2000 - 2017
 - Family Medicine
 - Internal Medicine
 - Pediatrics
 - Medicine/Pediatrics
- To assess the number of I²CRP graduates currently practicing in health professional shortage area (HPSAs) or medically underserved area (MUAs)

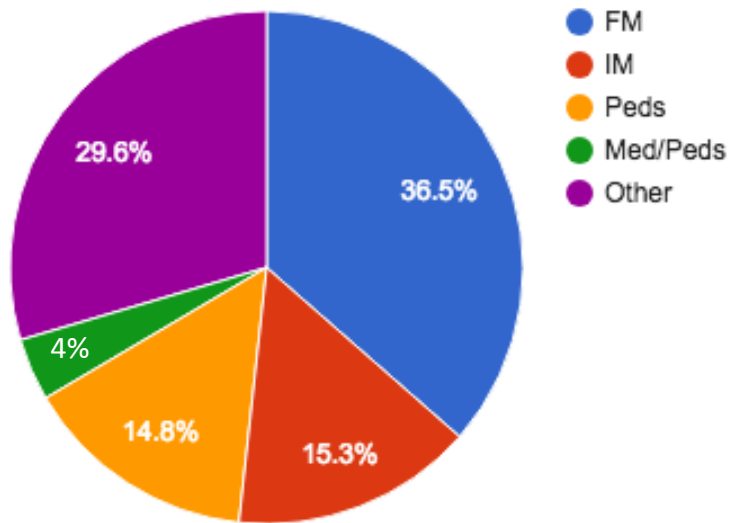
Methods

- Publically available data were used to confirm current location and specialty of each I²CRP graduate
 - 2000 – 2017: total of 203 I²CRP graduates
- Match data of 2000 - 2017 graduates obtained through SoM Office of Student Affairs to compare with all SoM graduates
 - 2000 – 2017: total of 3241 graduates

Results

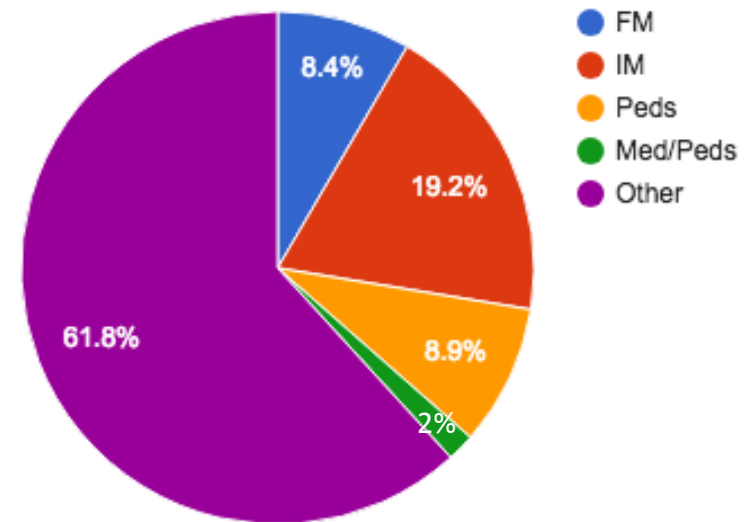
FIGURE 1. Comparison of Graduates in Various Specialties

I2CRP Graduates 2000 - 2017



2000 - 2017	# Grads Matched	Total # Graduates	%
FM	74	203	36.5%
IM	31	203	15.3%
Peds	30	203	14.8%
Med/Peds	8	203	4.0%
Other	60	203	29.6%

Non-I2CRP Graduates 2000 - 2017



2000 - 2017	# Grads Matched	Total # Graduates	%
FM	256	3038	8.4%
IM	582	3038	19.2%
Peds	270	3038	8.9%
Med/Peds	53	3038	1.7%
Other	1877	3038	61.8%

**FIGURE 2. Comparison of Graduates Matched to
Primary Care & NHSC Priority Residencies**

I2CRP Graduates 2000 - 2017				Non-I2CRP Graduates 2000 - 2017		
	# Graduates	Total # Students	%	# Graduates	Total # Students	%
Primary Care	146	203	71.9%	1161	3016	38.5%
NHSC Priority*	166	203	81.8%	1464	3016	48.5%
Non-PC NHSC Priority**	20	203	9.9%	303	3016	10.0%
General Surgery	14	203	6.9%	96	3016	3.2%
I2CRP Graduates 2000 - 2011				Non-I2CRP Graduates 2000 - 2011		
Primary Care	66	82	80.5%	807	1998	40.4%
NHSC Priority*	72	82	87.8%	988	1998	49.4%
Non-PC NHSC Priority**	6	82	7.3%	181	1998	9.1%
General Surgery	1	82	1.2%	100	1998	5.0%
I2CRP Graduates 2012 - 2017				Non-I2CRP Graduates 2012 - 2017		
Primary Care	80	121	66.1%	352	1040	33.8%
NHSC Priority*	94	121	77.7%	477	1040	45.9%
Non-PC NHSC Priority**	14	121	11.6%	125	1040	12.0%
General Surgery	8	121	6.6%	55	1040	5.3%

*NHSC Priority Disciplines: Primary care + ObGYN and Psychiatry

**Non-PC NHSC Priority: ObGYN and Psychiatry

**FIGURE 3. # Practicing I²CRP Graduates
in Primary HPSA or MUAs**

	# Practicing Graduates	Total # Practicing Graduates	%
MUA, HPSA or MUA and HPSA	37	104	35.6%

Discussion

- I²CRP graduates are more likely to enter family medicine and primary care specialties as compared to non-I²CRP peers of VCU SoM from 2000 – 2017.
- I²CRP graduates match into NHSC-priority specialties at rates higher than non-I²CRP VCU SoM peers from 2000-2017.
- With the introduction of the international component and the increase in the cohort size of the I²CRP program in 2012, number of I²CRP graduates entering family medicine and primary care specialties decreased. However the number of students matching to NSHC Priority specialties remained high.
- 36% of I²CRP graduates who have completed residency training currently practice in HPSA, MUA or both HPSA/MUAs, showing the longevity of the program's impact.

Discussion

- To address workforce shortages, this study shows the importance of early medical education training to nurture students to pursue primary care as well as other NHSC priority specialties.
- The study also shows the potential of medical education programs to impact each graduate's choice to practice in settings designated as HPSAs and MUAs.
- Limitations and future directions
 - Difficulty of comparing VCU SoM's data with national data due to differences in each programs (underserved tracks UCLA/Drew, rural tracks Jefferson PSAP and Michigan State University's RPP ^{3,4,5})
 - Is the program supporting decisions for students to enter primary care fields or are they self selected?
 - Snapshot of specialty choice does not account for mobility throughout the long-term span of each physician's career

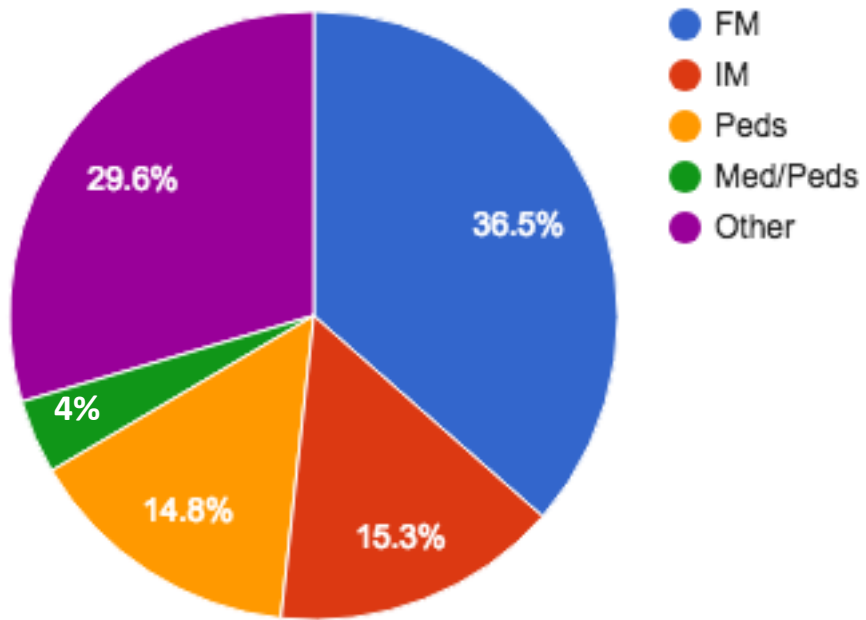
- Acknowledgements

- Dr. Steve Crossman, Judy Gary, Dr. Chris Woleben

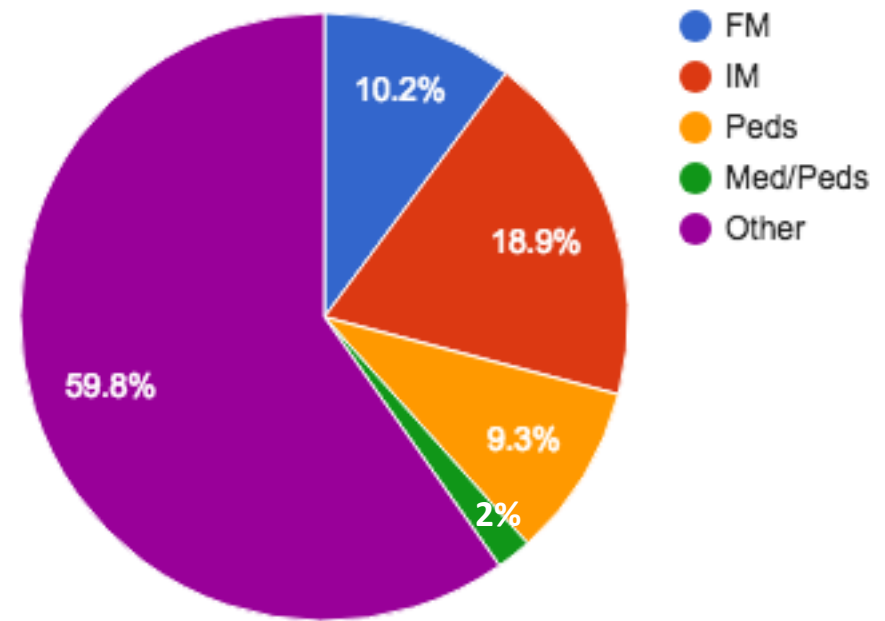
- References:

1. Dall, T., West, T., Chakrabarti, R., & Lacobucci, W. (2016). 2016 Update The Complexities of Physician Supply and Demand: Projections from 2014 to 2025 Final Report, 1–51.
2. <https://nhsc.hrsa.gov/downloads/sitereference.pdf>
3. Ko, M., Edelstein, R. A., Heslin, K. C., Rajagopalan, S., Wilkerson, L., Colburn, L., & Grumbach, K. (2005). Impact of the University of California, Los Angeles Education Program on Medical Students' Intentions to Practice in Underserved Areas. *Academic Medicine*, 80(9), 803–808. Retrieved from <http://www.ncbi.nlm.nih.gov/pubmed/16123457>
4. Rabinowitz, H. K., Diamond, J. J., Markham, F. W., & Santana, A. J. (2011). Increasing the supply of rural family physicians: recent outcomes from Jefferson Medical College's Physician Shortage Area Program (PSAP). *Academic Medicine : Journal of the Association of American Medical Colleges*, 86(2), 264–269. <http://doi.org/10.1097/ACM.0b013e31820469d6>
5. Wendling, A. L., Phillips, J., Short, W., Fahey, C., & Mavis, B. (2015). Thirty Years Training Rural Physicians. *Academic Medicine*, XX(X), 1. <http://doi.org/10.1097/ACM.0000000000000885>

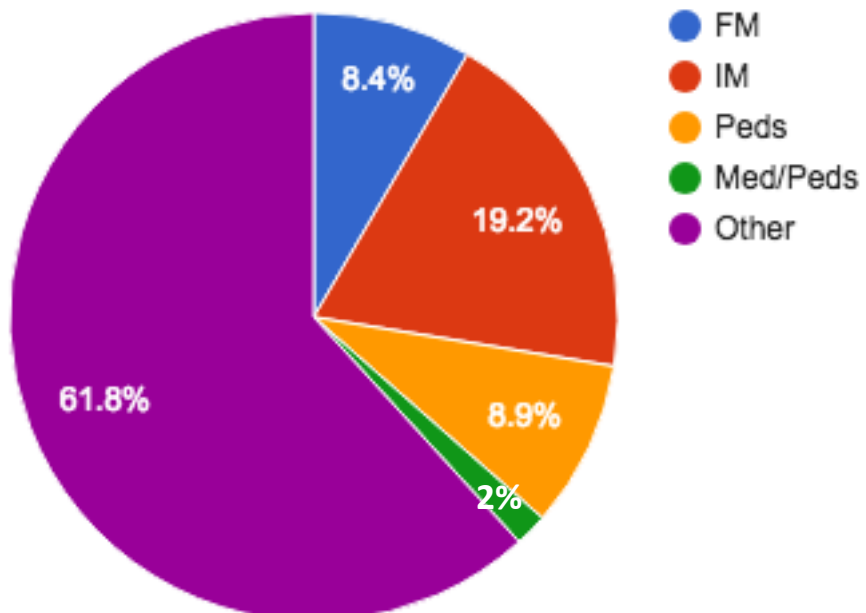
I2CRP Graduates 2000 - 2017



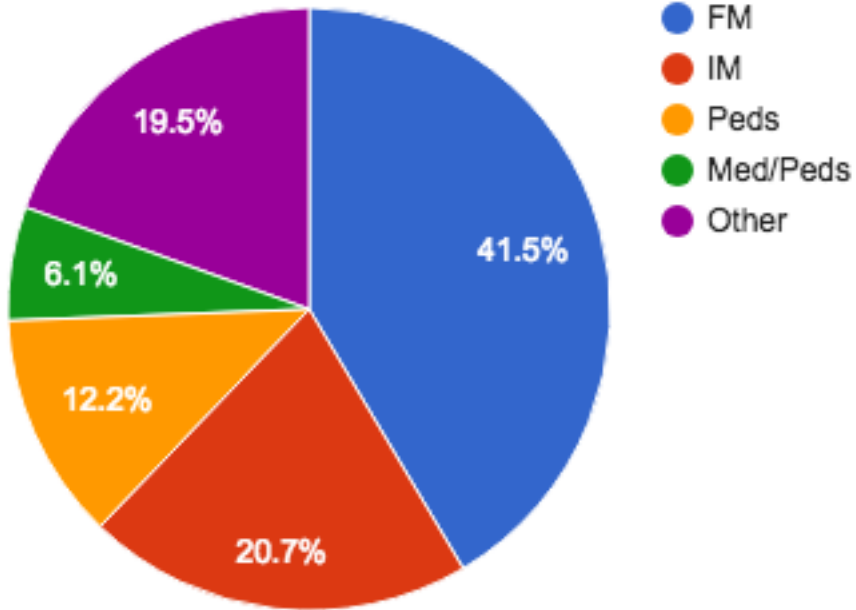
All SoM Graduates 2000 - 2017



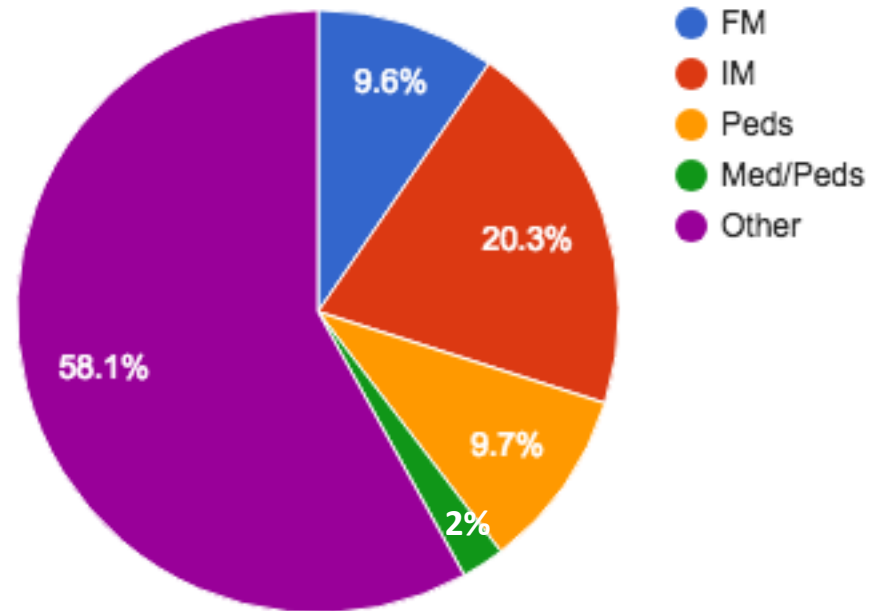
Non-I2CRP Graduates 2000 - 2017



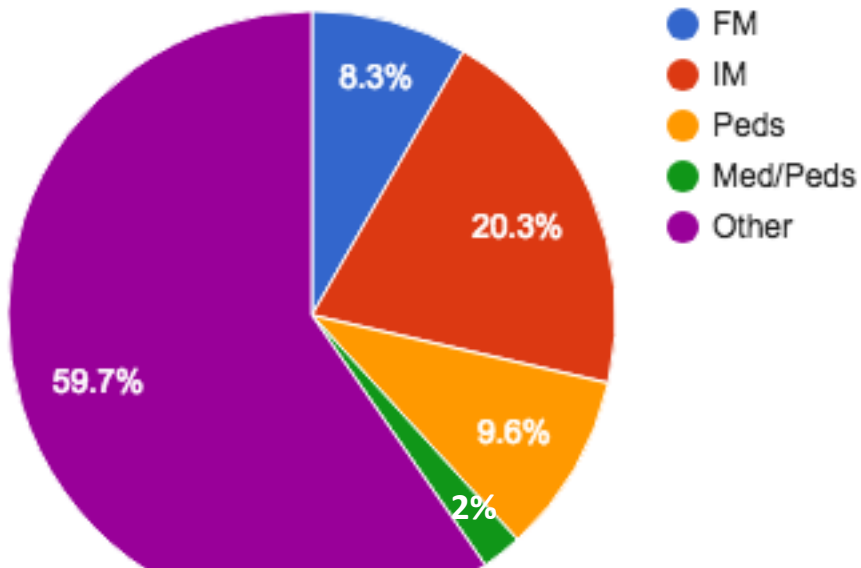
I2CRP Graduates 2000 - 2011



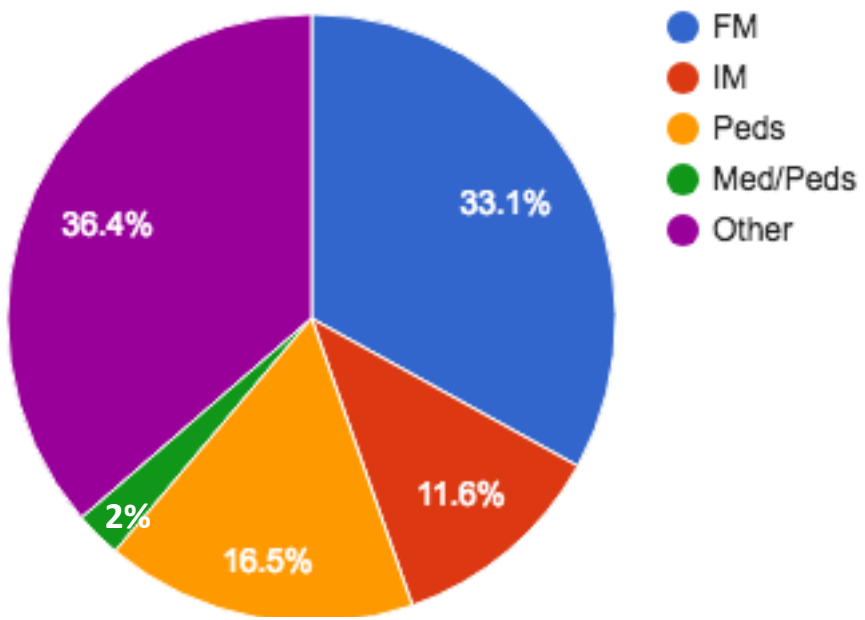
All SoM Graduates 2000 - 2011



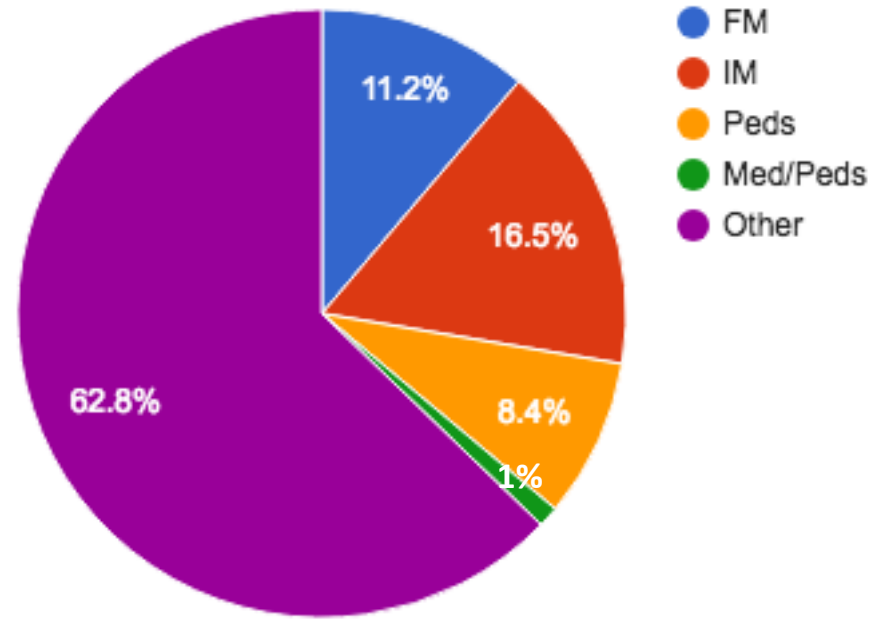
Non-I2CRP Graduates 2000 - 2011



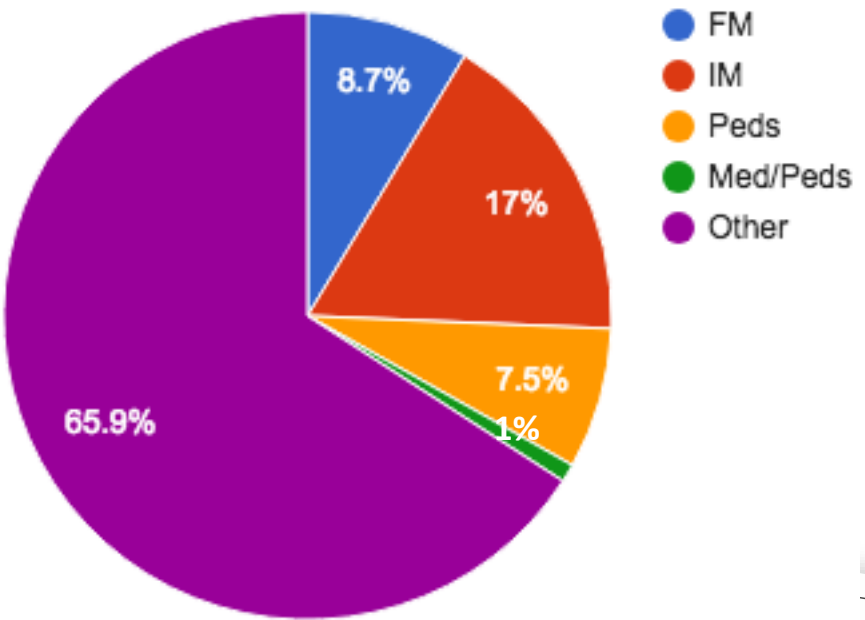
I2CRP Graduates 2012 - 2017



All SoM Graduates 2012 - 2017



Non-I2CRP Graduates 2012 - 2017



Practicing I2CRP Graduates in Primary HPSA, MUAs

	# Practicing Graduates	Total # Practicing Graduates	%
MUA	24	104	23.1%
HPSA	32	104	30.8%
Both MUA + HPSA	19	104	18.3%
MUA, HPSA or MUA&HPSA	37	104	35.6%