



Virginia Commonwealth University  
**VCU Scholars Compass**

---

Theses and Dissertations

Graduate School

---

2013

## The Impact of Perpetrator Gender on Child Protective Services Sexual Abuse Cases: A National Picture

David Axlyn McLeod  
*Virginia Commonwealth University*

Follow this and additional works at: <https://scholarscompass.vcu.edu/etd>



Part of the [Social Work Commons](#)

© The Author

---

**Downloaded from**

<https://scholarscompass.vcu.edu/etd/2970>

This Dissertation is brought to you for free and open access by the Graduate School at VCU Scholars Compass. It has been accepted for inclusion in Theses and Dissertations by an authorized administrator of VCU Scholars Compass. For more information, please contact [libcompass@vcu.edu](mailto:libcompass@vcu.edu).

© David Axlyn McLeod, 2013  
All Rights Reserved

# **The Impact of Perpetrator Gender on Child Protective Services Sexual Abuse Cases: A National Picture**

A dissertation submitted in partial fulfillment of the requirements for the degree of Doctor of Philosophy at Virginia Commonwealth University.

by

David Axlyn McLeod

AA, University of Arkansas at Little Rock, 2004

BA, University of Arkansas at Little Rock, 2005

MSW, University of Arkansas at Little Rock, 2009

Director: Sarah Kye Price  
Associate Professor, School of Social Work

Virginia Commonwealth University  
Richmond, Virginia  
February 2013

## Acknowledgement

When I said I wanted to change the world you believed in me enough to move our family half way across the country to continue this journey. At times throughout the process I am confident you believed in me more than I did. To my wife and partner, Jessica, I am incredibly grateful for your love and support. *And, I hate to tell you, but I think this journey has just begun.*

To my daughter, Piper, I hope some day for you to know that this work I do is all in honor of you. I am committed to doing everything within my power to make this world a safer place for you, your friends, and the family you will someday have. It is my purpose and it is my life's mission. Thank you for teaching me that I have a lot more love in me than I ever realized and that by making my family my first priority everything else becomes more manageable.

Sarah, you have been a source of constant mentorship, guidance, and counsel throughout my doctoral education. You've helped me stay focused and talked me off the ledge on numerous occasions. You helped me pick my battles and supported me when I swung for the fences. You have believed in me and in my ability to find new ways to make things happen. You have been more than a mentor and advisor; you have been an inspiration and an example of the kind of professor I aspire to someday become.

To my committee I extend a most humble and gracious round of thanks. Dr. Warren, when I began the journey of my doctoral education I quickly recognized how isolating it can be to do research in this area. From across the Commonwealth you provided support, guidance, and encouragement that nurtured my substantive development and I am honored for you to have continued along with me throughout this process. Liz, I would not have my connection to the community without you. Thank you for taking me under your wing and vouching me in. You helped me to see the incredible value of community level dissemination and that a true scholar can simultaneously contribute from local to international levels. Pat, you have been a steadfast and dependable sage. You taught me that *significance* is much less something in a statistic, than it is in the ability of someone to tell the story of the numbers. Thank you for demystifying the world of quantitative research for me, *and not to mention helping me look pretty smart to other folks in the process.*

To my *family* at the CTE, I am remarkably grateful. Not only have you helped me evolve my understanding of teaching and learning, but you have provided me a protected space to be myself and develop this project efficiently. There is no way I could have maintained my project timeline without your flexibility and support.

Finally I must extend a sincere thanks to my colleagues at The Cornell University Bronfenbrenner Center & The National Data Archives on Child Abuse and Neglect. I quite literally could not have done this without you, but more over the opportunity I received at SRI and the work done with you in Ithaca were intrinsically tied to the quality of this project.

The analyses presented in this publication were based on data from the National Child Abuse and Neglect Data System (NCANDS) Child File, FFY 2010. These data were provided by the National Data Archive on Child Abuse and Neglect at Cornell University, and have been used with permission. The data were originally collected under the auspices of the Children's Bureau. Funding was provided by the Children's Bureau, Administration on Children, Youth and Families, Administration for Children and Families, U.S. Department of Health and Human Services. The collector of the original data, the funding agency, NDACAN, Cornell University, and the agents or employees of these institutions bear no responsibility for the analyses or interpretations presented here. The information and opinions expressed reflect solely the opinions of the authors.

## Table of Contents

<b>List of Tables and Figures.....</b>	<b>v</b>
<b>Abstract.....</b>	<b>vii</b>
<b>Chapter 1   Introduction to the Study.....</b>	<b>1</b>
Background of the Problem .....	2
Uniqueness of Female Offenders .....	3
Psychological Dynamics.....	3
FSO Offense Patterns.....	4
Impact of Social Perception on Female Sexual Offending.....	6
Importance of This Research.....	7
Impact on Survivors .....	7
Purpose of the Study .....	8
The Dataset .....	9
Limitations .....	9
Conclusion .....	10
<b>Chapter 2   Review of the Literature .....</b>	<b>11</b>
Origins of Research in the Area.....	12
Prominent Theoretical Influence.....	13
Who are Female Sexual Offenders? .....	14
Personal History.....	14
Mental Health and Substance Abuse .....	16
Offense Patterns .....	18

## McLeod – Table of Contents

Empirical Classifications and Typologies.....	20
Psychodynamic Influence.....	21
Behavioral Influence.....	25
Typology Conclusion .....	27
Motivation and Belief Systems.....	28
Social Perception .....	31
Myths.....	33
Risk .....	34
Intervention .....	35
Conclusion .....	36
Project Hypothesis .....	37
Null Hypothesis .....	37
Research Questions.....	37
<b>Chapter 3   Methodology .....</b>	<b>38</b>
Dataset Description .....	39
General Dataset Characteristics .....	40
Data Collection Procedures .....	40
Variables.....	41
Dependent Variables .....	41
Filtering Variables .....	41
Independent Variables .....	41
Analysis Plan.....	42
Prescreening.....	42

## McLeod – Table of Contents

Complete Data .....	43
Absence of Outliers.....	43
Absence of Multicollinearity.....	44
Univariate Analysis .....	44
Multivariate Analysis .....	44
Sample Model.....	45
Data Analysis Matrix.....	45
Reporting.....	49
Univariate and Bivariate .....	49
Multivariate .....	49
Conclusion .....	50
<b>Chapter 4   Findings .....</b>	<b>51</b>
The Data.....	52
Prescreening.....	53
Research Question 1   Does a National CPS Sample Reflect Demographic and Offense Characteristics for Female Child Sexual Offenders, in a Manner Consistent with the State of the Literature? .....	54
Do FSO's Make Up 15-20% of CSA Incidents as Reported to CPS? .....	54
Are FSO's Less Discriminant About Victim Gender?.....	54
Do FSO's Tend to Offend on a Wider Age Range of Victims? .....	55
Are FSO's as Likely as Males to be Referred for Prosecution? .....	56
Research Question 2   To What Degree Does Perpetrator Gender Impact CPS System Entry and Exit in Reference to Child Sexual Abuse Allegations? .....	57



Do FSO's Enter and Exit the CPS System Differently than Males? .....	57
Research Question 3   Can Particular Case Characteristics, as Related to CPS Services, Be Clustered in a Manner That Predicts Offender Gender?.....	59
Social & Economic Statue Related Characteristics and Services.....	59
Mental Health and Substance Abuse Characteristics .....	61
Family Centered Services.....	63
Financial Services .....	66
Research Question 4   Do Victim or Offender Risk or Offense Characteristics Impact the Ability to Predict Perpetrator Gender in These Cases?.....	69
Victim Risk Factor Characteristics .....	69
Offender Personal Characteristics.....	72
Offender Risk Characteristics .....	77
Research Question 5   To What Degree is Child Sexual Assault Substantiation Impacted by Perpetrator Gender? .....	80
Conclusion of Findings .....	82
<b>Chapter 5   Discussion .....</b>	<b>83</b>
Demographic and Victim Characteristics.....	84
Incident Reporting .....	84
Victim Gender.....	85
Victim Age .....	86
Referral for Prosecution .....	87
System Entry .....	88

## McLeod – Table of Contents

Case Characteristics .....	88
Social & Economic Status .....	88
Mental Health and Substance Abuse .....	89
Family Services .....	90
Financial Services .....	91
Risk & Offense Characteristics.....	91
Victim Risk Factors .....	92
Offender Personal Characteristics.....	92
Offender Risk Factors .....	94
Substantiation.....	94
Moving Forward.....	95
Practice.....	95
Policy.....	97
Research .....	98
Closing.....	99
<b>Appendix 1 .....</b>	<b>100</b>
<b>References.....</b>	<b>151</b>

## Tables and Figures

Table 1   Variable and Analysis Organizational Matrix.....	46
Table 2   Quartile Distributions of Victim Ages by Perpetrator Gender.....	55
Figure 1   Boxplot Distribution of Female Perpetrator Victim Age Ranges.....	56
Figure 2   Boxplot Distribution of Male Perpetrator Victim Age Ranges.....	56
Table 3   Distributions and Percentages of Report Sources by Perpetrator Gender .....	58
Table 4   Notifications Upon Case Closure by Perpetrator Gender .....	58
Table 5   Social & Economic Status Binary Logistic Regression Model .....	60
Table 6   Social & Economic Status Group Statistics .....	60
Table 7   Social & Economic Status Group Comparisons by Perpetrator Gender .....	61
Table 8   Counseling & Substance Abuse Services Binary Logistic Regression Model.....	62
Table 9   Counseling & Substance Abuse Services Group Statistics .....	62
Table 10   Counseling & Substance Abuse Services Group Comparisons by Perpetrator Gender .....	63
Table 11   Family Centered Services Binary Logistic Regression Model.....	64
Table 12   Family Centered Services Group Statistics .....	65
Table 13   Family Centered Services Group Comparisons by Perpetrator Gender .....	66
Table 14   Financial Services Binary Logistic Regression Model .....	67
Table 15   Financial Services Group Statistics .....	68
Table 16   Financial Services Group Comparisons by Perpetrator Gender .....	68
Table 17   Victim Risk Factors Binary Logistic Regression Model .....	70
Table 18   Victim Risk Factors Group Statistics .....	71
Table 19   Victim Risk Factors Group Comparisons by Perpetrator Gender .....	72

## McLeod – List of Tables and Figures

Table 20   Quartile Distributions of Perpetrator Age Split by Gender .....	73
Figure 3   Boxplot Distributions of Male Perpetrator Age Ranges .....	73
Figure 4   Boxplot Distributions of Female Perpetrator Age Ranges .....	73
Table 21   Offender Characteristics Binary Logistic Regression Model .....	75
Table 22   Descriptive Statistics on Perpetrator & Victim Relationships .....	76
Table 23   Group Comparisons of Relationship Based on Perpetrator Gender .....	77
Table 24   Offender Risk Factors Binary Logistic Regression Model .....	78
Table 25   Offender Risk Factors Group Statistics .....	79
Table 26   Offender Risk Factors Group Comparisons by Perpetrator Gender .....	80
Table 27   Maltreatment Type Substantiation Rates by Perpetrator Gender .....	81

**Abstract**

**THE IMPACT OF PERPETRATOR GENDER ON CHILD PROTECTIVE SERVICES SEXUAL ABUSE CASES: A NATIONAL PICTURE**

By David Axlyn McLeod

A dissertation submitted in partial fulfillment of the requirements for the degree of Doctor of Philosophy at Virginia Commonwealth University.

Virginia Commonwealth University, 2013

Director: Sarah Kye Price  
Associate Professor, School of Social Work

Child sexual assault is a problem of epidemic proportions in the United States with some research suggesting up to one fifth of our nations children being victimized before reaching adulthood. Research has suggested females could be responsible for up to 20% of child sexual abuse cases, and at the same time only represent only 1% of sexual offenders incarcerated the US. This creates a situation where a large group of relatively under-researched offenders are evading detection. Numerous calls for further research have been made, but relatively few studies have had the ability to shed significant light on this phenomenon on a national level. This project utilizes a dataset of virtually every reported child protective services case in the United States for the fiscal year 2010 in order to investigate the dynamics of perpetrator gender on child sexual offending in substantiated cases. Offense characteristics, as well as case level components, were assessed to investigate not only the differences in offending behavior but also the ways gender affects how offenders enter and exit our child protective systems and the services they receive while there. Extensive differences were uncovered as related to perpetrator gender. Models were informed by the female sexual offending literature. Practice and policy implications are discussed.

## **Chapter 1 | Introduction to The Study**

### **Background of the Problem**

Child sexual assault is a phenomenon that has reached epidemic proportions in the United States. In the year 2009 the United States Department of Justice recorded that over 200,000 cases of sexual assault were reported to law enforcement in the US (USDJO, 2009). Research has indicated the majority of sexual assaults are committed against children, with a 20 year long study conducted by the Centers for Disease Control suggesting one in four females and one in six males in the United States had been sexually assaulted in their childhood (CDC, 2010). Further, it has been suggested that only about 16% of sexual assaults are ever reported to the authorities and that less than 2% of reports made to law enforcement were ever deemed to be false (USDJO, 1998; National Center for Victims of Crime & Crime Victims Research and Treatment Center, 1992). If all of these numbers are correct that would suggest that each year in the United States there are literally 10 times as many incidents of child sexual assault than there were diagnoses of polio at the height of that epidemic in 1952 (Hindley, 1997). With the modal age of all sexual assault victims being 14 and research that continually suggests this is a phenomenon that disproportionately affects children, more must be done to identify the perpetrators, protect our children, and combat the cyclical dynamics of this complex and deeply rooted social problem (USDJO, 2000).

The CDC (2010) suggests between 80-90% of child sexual assault victims are victimized by people who are either related to them or are close family friends. This problem is far reaching and happening right in front of us. Efforts must be improved to identify those who are preying on our nation's children, so that proper intervention can be employed. Failure to identify offenders can lead to repeated incidents of recidivism, and

while scholars have debated overall numbers one study indicated, in its sample, the average sexual offender had 336 victims across the span of their lifetime, with the majority of their victims being assaulted on multiple occasions (Abel, Mittleman, & Becker, 1985). By not recognizing the epidemic in front of us we are allowing offenders access to even more of our society's most vulnerable.

### **Uniqueness of Female Offenders**

One of the most radically underrepresented groups of sexual offenders in the criminal justice system is that of the female sexual offender {FSO}. Research has suggested anywhere from 15-20% of sexual offenses are committed by females (AHA, 1987; Faller 1995). However, data collected from our criminal justice system indicate that only approximately 1% of the sexual offenders in our prison systems are female (DOJ, 2007). Somewhere between the point of impact, where crimes are being committed against our most vulnerable populations, and the mechanisms of the criminal justice system where we as a society have traditionally sought to handle these problems, there has been a systematic breakdown and a large, critically dangerous, and likely to reoffend population has evaded detection. FSO's have apparently evaded detection for a myriad of reasons, including that they are fundamentally different from their male counterparts not only in their offense patterns, and personal history, but also by the manner in which they travel through our protective and legal systems.

### **Psychological Dynamics**

Considering the study of female sexual offending is in its infancy there is still a great deal to learn about the phenomenon. One explanation that has been commonly accepted is that female sexual offenders tend to have more significant personal abuse histories than



their male counterparts (Strickland, 2008). Studies of female offenders suggest that they have had higher levels of physical and sexual abuse in their past, and that the onset of this abuse was at an earlier age and continued for a longer duration than their male counterparts (Frey, 2010). Research suggests the majority of female sex offenders endured significant and prolonged sexual victimization in their childhood, were sexually victimized by numerous perpetrators, and that their abuse histories were critically damaging (Oliver, 2007). The complexity of female sexual offending, and its difference from male offending, begins to take form here in the discussion of personal trauma history.

Modern neuroscience literature has suggested that trauma in childhood can literally change the manner by which the human brain develops, and cause considerable deficits in multiple human functioning domains including appropriate relationship development, personal mental health, and appropriate boundary development (Perry, 2010). Research in the area of female sexual offenders has uncovered positive correlations in the population between the amount of deviant sexual offending behaviors and levels of mental health problems (Silberman, 2010). It should also be noted that while the literature suggests female sexual offenders typically have higher rates of mental health diagnoses, they tend to be less likely than their male colleagues to have co-morbid substance abuse problems (Johansson-Love & Fremouw, 2009)

### **FSO Offense Patterns**

Research has indicated that while male sexual offending tends to be rooted in and focused on power, control, and domination that female sexual offending tends to focus more on interconnectedness and a longing for relationships (Harris, 2010). Many female sexual offenders have a much more difficult time conceptualizing what they are doing as

“wrong,” and may be less likely to confess or admit guilt (Cortoni, 2010). Research on FSO recidivism rates appears to be highly contradictory, but some suggest that while females may be likely to re-offend, they are far less likely than males to be re-arrested after a first offense (Freeman & Sandler, 2008).

In the CDC’s Adverse Childhood Experiences study almost 25% of females and 16% of males who disclosed being sexually abused as a child advised that at least one of their sexual offenders was female (CDC, 2010). Females are more likely than males to offend with a partner, typically a male paramour, and are also far less discriminating than males about the selection of victims (Cortoni, 2010; Freeman & Sandler, 2008). FSO’s tend to offend on multiple genders and across a wide range of ages (Freeman & Sandler, 2008). Female offenders also tend to prey on younger children than male offenders, which causes a very particular set of problems for these victims (Freeman & Sandler, 2008; Perry, 2010), which will be discussed in Chapter 2. Female offenders are more likely than males to offend on their own children, and on children in their care, and when they do the sexual abuse tends to last for several years (Denov, 2003).

All of these offense characteristics tend to suggest that indeed female offenders are fundamentally different than their male counterparts in the manner by which they attach, or fail to attach, to others or develop appropriate relationships. Some neuroscience literature has suggested that fundamentally, as evidenced by evolution, the human brain is an incredibly social organ that thrives on interconnectedness and relationships and therefore could be incredibly vulnerable to trauma, particularly that which is socially induced or caused by persons in care giving roles (Cozolino, 2010). Perhaps the substantial personal victimization history and its impact on neurodevelopment in a gendered context,

coupled with a lack of appropriate resources and resiliency development, can help us begin to understand some of the fundamental differences between male and female sexual offenders.

### **Impact of Social Perception on Female Sexual Offending**

The complexity of the social perception of gender is immense and an area of study all in its own. But, to say that it has no impact on research as associated with the area of female sexual offending could be naïve. The literature has indicated that problems associated with the identification and prosecution of female sexual offenders is deeply rooted in a cultural belief that places females, particularly those in mothering or nurturing roles, on a sort of pedestal with an almost saintly like perception of infallibility (Bunting, 2005). Bluntly, people have a hard time believing that women would sexually offend on children; that mythical belief system appears to extend to the criminal justice and social work domains as well.

The myths that exist, as far as this phenomenon is concerned, are far reaching and have significant influence in the systems to which we as a society have placed the responsibility of dealing with these problems. Even our mental health professionals are not immune from these myths and biases, as research has indicated practitioners are often reluctant to inquire about or believe information in reference to female involvement in child sexual abuse (Saradjian, 2010).

Research suggests the criminal justice system tends to show disproportionate leniency on female sexual offenders, and view them as subjects “worthy of protection” (Franklin & Fern, 2008). Child protective services and law enforcement share a responsibility as the primary means by which these incidents are reported. One study

indicated CPS systems were likely to receive proportionally appropriate reports of child sexual assault perpetration (with approximately 20% female offenders and 80% male), while child protective services were more likely to aggressively investigate reports against men than women (Bader, Scalora, Casady, & Black, 2008). CPS workers systematically refused to believe the women had in fact sexually abused children. It is remarkably important that we improve both our CPS and law enforcement systems in this regard as research also indicates they are capturing different cases. As far as cases involving female sexual offenders are concerned, the literature suggests CPS services are more likely to receive reports involving younger victims and interfamilial sexual abuse, while law enforcement is more likely to receive reports of older victims, and extra familial abuse (Bader, Scalora, Casady, & Black, 2008).

### **Importance of this Research**

#### **Impact on Survivors**

The impact of female specific sexual offending is a phenomenon related to, but different from, that created by male child sexual offenders. First it may be important to address what may be an elephant in the room. There is a mythical perception that female sexual offending is a phenomenon that centers on young high school teachers who engage in inappropriate sexual liaisons with underage male students who are willing participants in the activity. This is an occurrence that is radically overrepresented by media markets and does not appropriately capture the complexity of female child sexual offending. Most states grant the ability at some level for adolescents to consent, in varying degrees, to sexual activity from the ages of 14 to 17. While the research does indicate that, even with

victim consent, these relationships are in fact abusive and physiologically harmful (Duncan, 2010), this is not the primary area of conversation in this discussion.

The primary focus of this discussion instead builds upon much of the research cited above. Female sexual offenders tend to have an incredibly wide age range of victims, the majority of which are younger than those typically assaulted by male sex offenders (Freeman & Sandler, 2008). The younger members of our population are by far the ones who are most vulnerable to sexual victimization and face the greatest negative impact by its perpetration, neurologically, developmentally, socially, and otherwise. Sexual violence survivorship from an early age can be a very tricky hurdle to navigate, as the neurodevelopmental trauma associated with it can complicate relationships throughout the lifespan even when an individual may have no conscious memory of the actual abuse (Perry, 2010). Further, female sexual offenders tend to have more victims who are their own biological children, and their duration of offending is typically longer than their male counterparts; both of these things complicate the negative impacts on victims and are incredibly harmful to the physiological development of children (Denov, 2003).

### **Purpose of the Study**

The above cited research suggests female child sex offenders perpetrate up to 20% of child sexual assaults in the United States, with some data suggesting that up to 25% of female, and as many as 16% of male, child sexual abuse survivors have been victimized by a female at some point during their abuse history. Studies suggest females (who account for up to 20% of child sexual offenses, but only 1% of those imprisoned) could be moving through our child protective and legal systems differently than males. An examination of national child welfare trends centered on perpetrator gender may provide additional

insight into this issue. The primary aim of this study is to investigate the effect of gender on the way perpetrators of child sexual abuse are identified, assessed, assisted, and ultimately move from the child welfare system to the legal system.

### **The Dataset**

A dataset has been located that will allow for the investigation of these broad questions. Each year the National Data Archive for Child Abuse and Neglect (NDACAN), housed at Cornell University, assembles multiple data sets for use in the investigation of issues associated with child abuse and neglect. One of these sets, the *National Child Abuse and Neglect Data System (NCANDS): Child File 2010*, will serve as an incredibly useful platform from which to address these topics. This dataset, developed by the Children's Bureau, U.S. Department of Health and Human Services, contains case specific data on all investigated reports of maltreatment to State child protective service agencies. The methodological approach to analyzing this dataset will be described in detail in Chapter 3.

### **Limitations**

As in any research there are limitations associated with this project. First, being a secondary data analysis, existing variables will have to be used which most closely reflect the constructs associated with the research questions, rather than variables being created specifically for the investigation. Further, this dataset is one that has been constructed of data delivered from counties and states all over the US, which could have been collected in various forms only to later be filtered and assembled into its current shape. This could affect consistency, not only in the type of data being captured, but also in the fact that many of these jurisdictions may have dramatically different policies and service provision capabilities. Further, we will be investigating this project from a position informed of

female sexual offending, which is a relatively new area. Therefore assumptions must be held tentatively when ascribing meaning to research findings. Despite these limitations, a project of this sort was not able to be located in the current literature and the findings related to this study could help to greatly inform not only the knowledge base associated with female sexual offending, but also that concerned with child protective service delivery.

### **Conclusion**

Child sexual abuse is an epidemic in our country, and the field of forensic research is at an intersection where the need for recognition of how our own socially imposed gender role ideations are impacting service delivery is evident. A dataset has been located that can be used to investigate the manner by which a large population of offenders is traveling through criminal identification and child protection service delivery systems in ways dramatically different from the norm. This project seeks to investigate the manner by which gender impacts how child sexual offenders travel through child protective systems in the United States. As this project moves forward into chapter two the literature base will be reviewed in detail with particular attention being paid to the empirical, conceptual and theoretical factors associated with female sexual offending. This will be done in order to theoretically inform the methodology explained in chapter three. As the dissertation data analysis is completed, project analysis and findings will be described in chapter four and finally implications discussed in chapter five.

**Chapter 2 | Review of the Literature**



In order to explore this subject matter with the depth, texture, and nuanced value it deserves, the study begins with an investigation into what is known and, of equal value, what is not known with regard to female sexual offending. To better understand this phenomenon a thorough review of the social work, criminal justice, psychiatry, and psychology literature was performed. The results contained herein are intended to inform the study in a manner that can help influence not only the questioning applied to the data but also the manner by which findings are understood and implications are formed. When seeking to understand how perpetrator gender can impact identification, investigation, service delivery, and disposition we need to think about the [latent] associations that accompany these gender differences.

### **Origins of Research in the Area**

While almost every author cited in this chapter spoke of the dearth of research related to female sexual offending, perhaps the road taken to arrive at this conversation has had many bends and forks, and the larger discussion has been leading here for quite some time. The concept of female sexual deviancy was perhaps first mentioned in any formal and scientific sense in 1886 when Krafft-Ebing released his work, *Psychopathia Sexualis*, which for quite some time stood as a reference in law and psychiatry by classifying case studies in what could have been interpreted as manual on sexually related psychopathology. In this work, commonly accepted terms such as *sadism* and *masochism* were popularized and the concept of females seeking sexual contact with males of all ages, including children, *satyriasis*, was introduced. While Krafft-Ebing opened the door for the discussion of female child sexual offending, his work was based on case studies and when he wrote particularly of pedophilia he mentioned only one case involving a female, noting

that she sent her children away out of fear that she would molest them. It's of importance to distinguish that this discussion is one that began in the Victorian Era, when very specific socially imposed perspectives on gender and sexuality are commonly considered to have been pervasive. As research on the subject progressed after the turn of the century some suggested female *perversions* were directly tethered to mental disease or defect, while others began to acknowledge that women could in fact be "sexual criminals" who could exploit and sexually abuse children (Chideckel, 1935; Wulffen, 1934). With the emergence and popularity of psychoanalytic approaches gaining support shortly thereafter, efforts to expand the understanding of patterns of female sexual offending and the motivations behind those patterns didn't transition again until roughly 40 years after the work of Freud began (Warren & Hislop, 2008).

### **Prominent Theoretical Influence**

The influence of psychodynamic perspectives in the field of female sex offender research cannot be understated. Perhaps the only other classical theoretical *family* that has found prominence in its representation in the literature is that of behaviorism. Both of these major theoretical perspectives are found, latently and explicitly, throughout modern FSO literature, and can prove equally helpful when investigating the phenomenon.

For many years the Freudian concept of the *Oedipal complex*, where a young boy feels a sense of competition for his mother's affections and wishes to replace his father, could have caused confusion and contributed to a lack of investigation in female offender related sexual offense cases (Warren & Hislop, 2008). The positive influence, however, of psychodynamic theory is evident in much of the current literature. Emphasizing the manner by which the mind stimulates behavior, and how deficits are products of a failure

to resolve problems in an earlier period of life, the application of psychodynamic theory in the exploration of female sexual offenders focuses on the offender herself and the personal deficits that may drive her offending behavior (Payne, 2005).

Behaviorist theoretical positions tend to describe a person's behavior as the byproduct of life events, or antecedents (Payne, 2005). Exploring female sexual offending behaviors from this framework focuses first on the behavior itself rather than the deficits of the individual. In fact, Sheldon (1995) spoke directly to the separation of behavior and the mind, in opposition to what has been referred to as the conventional psychodynamic view. Behaviorist approaches, put simply, focus on the manner by which an individual has been conditioned by trauma and other life events to behave in a particular manner. The individual's behavior is conceptualized as a byproduct of his/her conditioning as opposed to an internalized developmental deficit (Payne, 2008).

### **Who Are Female Sexual Offenders?**

The majority of modern research on female sexual offenders, and their similarities and differences from male counterparts, is related to description. This description is not only of the offense characteristics they display, but also speaks significantly to the differences in personal trauma histories, mental health and substance abuse differences, and motivations. Several efforts at classification and typology have emerged that seek to separate the female offender from the established norms of the male offender. Discussions of each of these classifications are to follow.

### **Personal History**

It has been suggested that a personal history of sexual abuse serves as a significant risk marker for the likelihood of abuse against others in adulthood (Warren & Haislop,

2008). This is of particular importance in the conversation of female sexual offending, especially when focusing on reducing the overall cyclical nature of the phenomenon. Numerous studies have identified that women, who have committed sexual offenses against children, demonstrate a dramatically higher likelihood of victimization in their own childhood (Christopher, Lutz-Zois, & Reinhardt, 2007; Hunter, et al, 1993; Kaplan & Green, 1995; Laque, 2002; Lewis & Stanley, 2000; Matthews, Hunter, & Vuz, 1997; McCartan, Law, Murphy, & Bailey, 2011; Roe-Sepowitz, & Krysik, 2008; Travin, Cullen, & Protter, 1990; Tsopelas, Spyridoula, Athanasios, 2011; Wijkman, Bijleveld, & Hendriks, 2010). Digging a little deeper into some of these studies could add texture to the details of that abuse history.

It was not only sexual abuse that was found to be significant in the histories of female offenders. Laque found in a 2002 study, that female sex offenders were more likely to have experienced physical and emotional abuse at the hand of their siblings, as well as biological parents, and that they were more likely than non-sex offending incarcerated females to have below a 12<sup>th</sup> grade education. It has also been inferred that female sex offenders (FSO's) are more likely to be involved in ongoing physical victimization such as domestic abuse and intimate partner sexual assault, a point corroborated by Travin, Cullin, & Protter (1990) in their suggestion that FSO's are of a dual nature in the fact that they serve as both victims and victimizers (Lewis & Stanley, 2000).

The research of Hunter (et al) (1993) suggests that FSO's share with their male sex-offending counterparts a typical history of sexual victimization, but in the female victim experience there was a likelihood of the abuse beginning at an earlier age, being molested by multiple individuals over a prolonged period of time, being molested by both male and

female offenders, being sexually aroused to one of their own victimizations, and an onset of their own offending behavior within 5 years of their first sexual victimization experience . One study found that female sexual offenders, compared to males, had extensively more persistent and pervasive histories of child maltreatment (Matthews, Hunter, & Vuz, 1997). Another comparison of FSO's to a group of non-offending women found as well that FSO's reported, more frequently, instances of childhood sexual abuse in their own history and that the abuse went on for a significantly longer duration than abuse experiences of the non-offending cohort; this study that echoed the findings of prior research completed over a decade earlier (Christopher, Lutz-Zois, & Reinhardt, 2007; Kaplan & Green, 1995).

### **Mental Health and Substance Abuse**

With the prevalence of sexual and other personal abuse and trauma histories associated with female sexual offenders it seems likely that the impact of these experiences could have forced quite an emotional load to bear during human development. One study of female sexual offenders suggested that over 70% of their sample met full diagnostic criteria for posttraumatic stress disorder (Green & Kaplan, 1994). But, PTSD is not the only mental health condition observed in samples of FSO's. One study found that over a third of the FSO sample had a history of psychiatric inpatient hospitalization, the majority of which was non-paraphilic in nature (West, Friedman, & Kim, 2011).

In fact there have been a great number of studies in the disciplines/professions of social work, criminal justice, psychiatry, and psychology which found female sexual offenders to have significant mental illness, developmental disability, and substance abuse problems (Christopher, Lutz-Zois, & Reinhardt, 2007; Faller & Coulburn, 1995; Fazel, et al, 2010; Gao, et al, 2002; Lewis, & Stanley 2000; Matthews & Hunter, 1997; McCartan, et al,

2011; Miller, Turner, & Henderson, 2009; Muskins, et al, 2011; O'Connor, 1987; Roe-Sepowitz, Krysik, 2008; Stavros & Roe-Sepowitz, 2008; Wijkman, Bijleveld, & Hendriks, 2010). Trying to understand what kinds of mental health issues may correlate with female sexual offending has been a relatively new pursuit that warrants additional investigation. There have been, however, a few interesting studies that help to shed the light on this phenomenon and point out directions where research could grow.

One study compared the type of sexual offense committed with the diagnostic label (DSM Axis) given to the FSO. In this study the authors found that solo-offending FSO's (those who commit offenses on children without the participation, influence, or coercion of another offender) were more likely to have Axis I diagnoses and transversely those who co-offended were more likely to have Axis II diagnoses (Muskins, et al, 2011). Interestingly when researchers attempted to split two Axis I categories, psychotic disorders and substance abuse disorders, they were able to find no difference of statistical significance in the FSO cohort (Fazel, et al, 2010). Some commonly referenced Axis I disorders associated with female sexual offenders appear to be anxiety, depression, drug and alcohol abuse, and developmental disability (Allen, 1991; Faller, 1995; Lewis & Stanley, 2000; Laque, 2002; Gao, et al, 2002; Fazel, et al, 2012). In their work, Faller & Coulborn (1995) once found up to 22% of their FSO sample to be developmentally disabled, and meeting the diagnostic criteria for at least mild mental retardation . The most common Axis II diagnosis mentioned in the FSO literature is that of Borderline Personality Disorder. In their 2007 study, Christopher, Lutz-Zois, and Reinhardt propose that Borderline Personality Disorder is related to female sexual offending and found with statistical significance that it is correlated with the personal victimization histories of their FSO participants.

Much like the correlation between borderline personality disorder and childhood abuse, modern neuroscience is shedding new light on the connections between traumatic events of childhood, much less other times of life, and the connections or attachments that people are capable of throughout the lifespan. The work of Bruce Perry (2010), Lou Cozolino (2010), and others details the impact of these types of events on neurodevelopment and the debilitating effects of childhood trauma on human efforts to find connection in appropriate behaviors and relationships. Put simply, they suggest childhood trauma significantly impacts the brain in a physical manner, altering the neuropathways typical of healthy human development and creating significant disturbances for individuals, most exclusively in the manner by which they can, or often cannot, develop healthy and appropriate relationships, personal positive mental health, and appropriate boundaries with others. This can be particularly relevant, as mentioned in chapter one, for female sexual offenders in that research has suggested that female offenders' motivations may tend to focus more on a need for connectedness, and longing for relationships, than their male counterparts.

### **Offense Patterns**

While multiple studies have noted that female sexual offenders are not a homogenous group, investigation into similarities in patterns of offending could prove helpful in the examination and processing of new data (Jennings, 2000; Roe-Sepowitz & Krysik, 2008). Understanding what makes the offending patterns of FSO's different than those of males can be difficult, but a few projects have noted some specific characteristics that could prove helpful. Roe-Sepowitz and Krysik (2008) noted specifically that female offenders were more likely to use higher levels of coercion than males in pursuit of their

victims, suggesting that a higher level of emotional and intellectual manipulation was connected to their approach. This position was corroborated by the work of Tsopelas, Spyridoula, & Athanasios, (2011). However, these studies do not necessarily infer that female offenders believe what they are doing is necessarily right, moral, socially acceptable, or just. Jennings suggested that, unlike male offenders, FSO's did not appear to have their decision making process affected by cognitive distortions about the offense (2000).

Vandiver (2006) suggested that FSO's who offend by themselves are more likely to have a single victim, while those who act with another offender are more likely to have multiple victims, to have both male and female victims, to be related to the victim, and to have a history of non-sexual offenses as well. Even though co-offenders are often involved in FSO cases, one study suggested that few FSO's were coerced into their offending behavior or motivated by fear of the co-offender (Nathan & Ward, 2002). Additionally, a caution when examining recidivism is that one must be careful not to read too much into a single study; recidivism is something difficult to measure when relying solely on criminal justice reporting data. In their sample of FSO's Bader, Welsh, & Scalora (2010) suggested the recidivism rate they found was closer to 28%, substantially more than that of the 17% of women who were charged with subsequent sex crimes, post primary offense.

One of the most highly accepted, and documented, findings associated with female sexual offending is that of the relationship of the offenders to their victims. Research has continuously found that FSO's are more likely than males to offend on their own biological children, close relatives, and children in their care (Fehrenbach & Monastersky, 1988; Lewis & Stanley, 2000; O'Connor, 1987; Tsopelas, Spyridoula, & Athanasios, 2011; Wijkman, Bijleveld, & Henriks, 2010). One thing that appears to be vacant from the



literature is investigation regarding to what degree *access to children* plays into the dynamics between FSO's and their victims. If male sex offenders were in consistent caretaking roles, such as their female counterparts typically are, would these differences still hold true?

Another highly documented offense characteristic significant to female sexual offending is that of lack of discrimination in relation to victim gender. Multiple studies have indicated that while male sex offenders tend to offend with exclusive victim gender preference, most typically female, that FSO's are far less discriminant about the gender of their victim (Fehrenbach & Monastersky, 1988; Grayston & DeLuca, 1999; Vandiver & Kercher, 2004; Vandiver & Teske, 2006; West, Frieman, & Kim, 2011). Some of the above-cited studies suggested their FSO sample to have a slight preference to male children, while others noted their sample more likely to offend on female children. Still, yet, the majority found their FSO sample to have offended on both male and female children.

### **Empirical Classifications and Typologies**

Over the past 25 years multiple efforts have been made to categorize female sexual offenders and their behavioral types, and evidence has suggested that while we know little about FSO behavioral patterns that females do not fit into the typologies developed for male sex offenders (Pflugradt & Allen, 2010). A list containing some of the most popular and time tested typologies will be detailed below, along with typologies suggested from more modern research. The list is segregated based on whether they appear to be framed from a psychodynamic or behaviorally influenced theoretical position, and organized chronologically thereafter.

**Psychodynamic Influence.** Matthews, Mathews, and Spitz developed one of the first, and most heavily cited, FSO typologies in 1991. Based on clinical interviews and psychometrics deployed in a female sex offender treatment program, they developed the following categories of female sexual offending behavior:

- The Teacher/Lover offender was described as someone who viewed her victim as a partner, and generally had no desire to do harm to them. These women tend to have substantial personal histories of physical and emotional abuse. Offenders who fit into this category typically consider their offending experience to be true romantic love and tend to pursue adolescent victims with the intent of a more egalitarian relationship. They have a hard time understanding that their acts are criminal.
- The Predisposed offender is described as someone who tends to offend against victims in their own biological family, or other children to whom they have ready access. These offenders are typically isolated from other adult contact, and have substantial histories of sexual abuse in childhood, particularly by family members and not unusually by multiple offenders including others inside and outside the family. During adolescence these offenders tend to be highly promiscuous, despite claims that they do not enjoy sexual contact.
- The Male Coerced offender is described to present as submissive, passive, and powerless in her personal relationships. These women are thought to support traditional, patriarchal, gender role ideations, and view themselves differently when they are alone as compared to when they are with their companion. They

typically describe the partner they fell in love with as a different person than the abuser.

In 2004 Vandiver and Kercher developed a typology of female sexual offenders based on their Texas prison study, which included a sample of 471 women who had been convicted of a sexual crimes in the state. They developed six categories, or typologies, using hierarchical linear modeling to assess the relationship between offender and victim characteristics, and cluster analysis to develop the following six typologies.

- The *Heterosexual Nurturer* group was found to be the largest in the sample and was primarily described as women with an average age of 30 who were most likely to become involved with adolescent males, with an average age of 12. Much like the above mentioned *teacher/lover* offender described by Matthews, et al. these women tended to seek emotional connection and more egalitarian relationships from their victims.
- The *Noncriminal Homosexual* group was identified as the least likely to recidivate. The average age of offenders was 32, and victims averaged 13 years of age. The offenders described their relationships with victims, as mutually satisfying, and this group was the least likely of all groups to commit forcible sexual assault.
- The *Female Sexual Predator* group, to the contrary, was the typology most likely to be rearrested for multiple sexually related offenses. The average offender was found to be 29 years of age, and the average victim was 11. Victim profiles for this group were 60% male and 40% female.

- The Young Adult Child Exploiters group presented with the youngest average age (28), and the fewest average number of arrests. Their victims averaged 7 years of age, and were related to the offender approximately half of the time. This group included mothers who were molesting their own biological children alone and with co-offenders.
- The Homosexual Criminals group was identified as holding a preference toward same sex victims and was suggested to be highly likely to reoffend. This group had the highest average number of total arrests ( $m=10$ ). The average offender age was 32, and the average victim was 11. The crimes in this typology included high levels of “forcing behavior” including sexual performance and child prostitution, and for at least a portion of these offender’s motivation appeared to be financial as opposed to sexually related. 73% of their victims were female.
- The Aggressive Homosexual Offender was comprised of older offenders, who have a preference toward victims of the same sex, and an average [adult] victim age of 31 years. This typology was predominantly reflective of offenses occurring in a domestically violent context.

In 2007 Sandler and Freeman sought to attempt to replicate the work of Vandiver and Kercher with a sample of 390 registered female sex offenders from New York State. They found the sample to be demographically similar to the study in Texas, and while they also found six distinct typologies in their model, Sandler and Freeman’s classifications were substantially different, and described in that study as follows:

- The Criminally-Limited Hebeophile cluster, much akin to the above referenced *heterosexual nurturer* typology of Vandiver and Kercher, includes women with

- an average age of 32 who prefer adolescent victims, around 14 years of age, who are mostly male (70%). This group has a low likelihood of re-arrest.
- The *Criminally-Prone Hebeophile* group contains slightly younger offenders than the previous group (mean age 29), and the average victim age is just under 15. These offenders prefer male victims 66% of the time, and their primary difference from the criminally limited cluster is their likelihood for re-arrest in not only sexually involved cases, but drug related ones and other offenses as well.
  - The *Young Adult Child Molesters* group shares many characteristics with Vandiver and Kercher's *young adult child exploiters* typology. The average offender age in this typology is 28, and the average victim is 4 years of age. Offenders in this category had a low incidence of prior arrests and selected female victims 52% of the time.
  - The *High-Risk Chronic Offenders* group had the highest number of total arrests ( $m=15$ ) and the highest percentage of offenders with re-arrests. The average offender's age was just under 31 years and the average victim age was 5. Offenders in this cluster targeted female victims 56% of the time and this group had the largest representation of non-white offenders of all 6 clusters (38%).
  - The *Older Non-Habitual Offender* group appeared to have little to no criminality outside the registration for their sexual offense. The average offender was 51 years of age with an average victim age of 12.
  - The *Homosexual Child Molester* group was the smallest cluster in this analysis. They almost exclusively targeted female victims (91%), with an average victim

age of 5 years old. The average offender in this group was 44 years old, and they had a high rate of arrest for drug related charges.

Wijkman, Bijleveld, and Hendricks, (2011) in their Netherland based study of female sexual offenders, chose to classify the criminal careers of their subjects. What they developed was a three-tier typology of FSO behavior based solely on the types, and frequency, of offenses in their sample.

- The *Once-Only Offender* from their classification system is fairly self-explanatory. This was described as a female sex offender who offends once, and typically has little to no prior offenses, or recidivism.
- The *Generalists* were described as the most diverse of the three groups when it comes to criminality. These were women who not only committed sexual offenses, but also often also found themselves involved in an array of other crimes, including violent ones, and were more likely to have prior and subsequent convictions in addition to the sexual offense for which they were charged at the time of the study.
- The *Specialists* were described as those individuals who commit multiple sexual offenses, and tend to have limited non-sexual criminal behavior.

**Behavioral Influence.** Ferguson and Meehan, also using hierarchal cluster analysis, developed an organizational system of female sexual offending behavior typologies suggesting a finding of three distinct patterns related to perpetrator characteristics, victim age and use of force (2005). Their research suggested the following typologies, which they organized by size of group membership.

- In the first group ( $n=71$ ) findings suggest the offender is slightly younger than sample average, 26 years of age, and that she is more likely to choose victims under the age of 12. In this group the offender is more likely to use verbal coercion as opposed to physical force. However, this is also noted to be the category where offenders who murder their victims are likely to fall.
- In the second group ( $n=100$ ) the mean age for offenders is 30. This group had the highest rate of prior criminal convictions, and was the group most likely to use physical force in perpetration of their crimes.
- The third cluster ( $n=108$ ) of offenders presents as a *via-media* as far as use of force is concerned, and research shows that offenders in this group are more likely to pursue victims between the ages of 12 and 16.

Perhaps the most important finding of this analysis is what the authors suggest is an escalation in use of force over the career span of the offender. Ferguson and Meeham (2005) suggest that perhaps when offenders are younger they are more timid or less likely to employ physical force, depending on coercion to facilitate their crimes, but as they grow older they become more physically forceful.

Gannon, Rose, and Ward (2010) took another approach in analyzing and assembling their recent typologies of female sexual offenders. Working from a perspective informed by Gannon's Descriptive Model of Sexual Offending (2008) they examined the 22-person sample used to create the descriptive model and categorized what they consider to be the three primary pathways to female sexual offending.

- The *Explicit Approach* pathway is one in which 50% of their original sample fell into. This group consisted of offenders who intended to offend and explicitly

- developed their plan of attack, directing their behaviors accordingly. In this group goals included sexual gratification, intimacy, revenge or humiliation, and financial motivation.
- The *Directly Avoidant* pathway is one they found to be characterized by women who did not intend to sexually offend on a child, but were directed, coerced, or manipulated into the offense by a male accomplice or co-offender. These women reportedly presented as passive or dependent and reported to have been groomed for the offense as well as physically and/or emotionally abused by their co-offender. Resembling of some co-offending typologies from above, these women reported cognitive distortions related to their co-offenders and victims, as well as their own participation and offending behaviors.
  - The *Disorganized Offender* pathway was categorized as one where the offender had no intention of offending, and engaged in minimal planning for the offense, but nonetheless found themselves offending impulsively following a severe self-regulatory failure. Although these offenders may have not intended on offending, their goals in the spontaneous behavior included intimacy, sexual, and instrumental aspects.

**Typology conclusion.** The importance of all of these typologies is that they help us to gain insight into the mental health, behavioral, and offense characteristics of female sexual offenders. While some of the aspects of these typologies may correlate with others, and some may approach the topic from a significantly different direction, what's important is that they help open our eyes to the diversity in the phenomenon. As has been mentioned



previously, female sexual offenders are not a homogenous group and understanding them with empirically validated complexity is of vital importance.

Another very important aspect to consider is the manner by which these typologies have been constructed. As mentioned in chapter one, the vast majority of sexual offenses are believed to go unreported. These typologies have, for the greater part, been constructed from samples drawn of incarcerated, registered, or otherwise legally identified offenders. There could very well be undocumented, and unknown, typologies that would serve to better describe the populations of female sexual offenders who evade detection from our child protective and legal systems.

### **Motivation & Belief Systems**

Several of the above listed typologies worked to explore issues of motivation in female sexual offenders. The issue of research on motivation in this population is one highly influenced by psychodynamic perspectives, and of particular importance as a deeper understanding of motivation could help us not only in identification of offenders, but also in treatment and intervention development. Research has suggested that while female and male child sexual offenders are radically different, perhaps their specific belief patterns as associated with act of offending are not that different (Beech, Parret, & Ward, 2009). Building on his earlier work with Keenan (1999), Ward set out with Beech and Parret to explore the gendered similarities and differences in implicit theory development regarding sexual offending. What they found was that women shared four of the five earlier identified belief schemas associated with the phenomenon.

The FSO's in their study identified the following belief systems; they viewed *Children as Sexual Objects*, believing that children were capable of enjoying and desiring sex, they

shared the *Dangerous World* implicit theory, viewing the world as a threatening place, they believed in the *Uncontrollability* of the world and viewed events as things that happen to people who have no ability to shape their lives, and they shared the belief system that the *Nature of Harm* as related to sexual offenses was scalable in that some sexual acts are beneficial to children and do not cause harm. The only implicit theory they did not share with their male counterparts was that of *Entitlement*, or a belief that some people were superior to others and by virtue possess a right to having their sexual desires met. These similarities, and differences, could prove remarkably helpful in understanding motivations that lead to female sexual offending.

Attempting to understand the motivations related to these diverse behaviorally based female sexual offense patterns can be difficult. Warren and Hislop (2008) detail five motivational typologies that can be useful in seeking to understand female sexual offending with the complexity and nuance the subject deserves. Motivations for what they describe as *The Forbidden Lover* offender may superficially appear to be connected to the innocence and the allure of romantic love. However, these are typically situations where an older woman has become romantically involved with a young man or woman and at the core of the offender's motivation lays disjointedness and significant feelings of weariness about the responsibilities in her life. The offender is typically committing the offense in an act of sexual boundary crossing which is usually connected to incestuous or abusive issues in the offender's childhood. Quite often issues of consent are difficult to mediate as the victims in these cases could also be experiencing complex feelings of mutual benefit, satisfaction, or even power, although these experiences could prove incredibly disruptive to their adult lives.

Warren and Hislop describe the *Facilitator* as a woman who assists a co-offender in not only the location and grooming of their victim, but also in the facilitation of the offense itself. She may be motivated by a fear of psychological or sexual abuse, torture, or abandonment. Fear, however, may not be the only motivator for the facilitating offender as they are often in close proximity if not active engagement in the sexual offending act. This could be due to a desire or willingness to participate in the offense and suggests that the deviant sexual fantasy of the man may have become sexually stimulating for her.

The *Instigator* is described as a woman who wishes to offend against a child, adolescent, or adult and follows through on her desires alone or with the assistance of a co-offender. Her motivations can be driven by a desire for power, revenge, dominance, or control, and this offender is typically more psychopathic by nature. Her motivation has less to do with eroticism, is more focused on sexual violence, and serves as a means of expressing manipulation and exploitation of others.

Warren and Hislop continue on to describe the *Psychotic* offender whose motivations are based in psychosis as defined in an array of mental health diagnosis. These offenders are motivated based on hallucinations and delusions, which could manifest in a variety of manners. The fifth category they describe, *Munchausen by Proxy*, could also be perceived as being heavily influenced by mental health conditions, albeit in these cases anxiety, obsession, and paranoia could be more to blame. These cases involve a parent or caretaker motivated by an irrefutable belief system that their child has been offended against and therefore subjects the child to increasingly invasive physical and psychological examinations in efforts to find their beliefs founded, all the while disregarding the findings and advice of the professionals to whom they are entrusting their child's care.

If research in the area of female sexual offending is scarce, then the specificity of investigating topics such as motivation in these offenses is nearly non-existent. What does exist is based primarily on case studies, and small qualitative projects and thus a significant need exists for further research in this particular area.

### **Social Perception**

Perhaps many of the reasons FSO research is in its infancy can be related to the impact of social perception on the investigation of the phenomenon. While research on male sex offenders has been readily documented for quite some time, many authors have speculated that research as related to female sexual offending has been all but ignored due to the fact that women are typically viewed as caring nurturers who are incapable of such heinous, offensive, and socially unacceptable acts (Banning, 1989; Finkelhor, 1984; Finkelhor & Russell, 1984; Herman, 1981; Longdon, 1983; Matthew, Mathews, & Speltz, 1991; Saradjian, 1996; Schwartz & Cellini, 1995; Turner & Turner, 1994). It is this social perception that continues to allow what could be up to almost 20% of the sex offenders in our population to avoid detection and or prosecution.

Banning suggested our culture typically allows for a wider range of acceptable behaviors from women, particularly in the case of varying levels of affection, and that this could have been contributing to a cultural bias rejecting the possibility of female sexual offending (1989). Other research has suggested that women are viewed as passive, harmless, and innocent by our western society and that these broad social views have significantly permeated our legal systems, victim-reporting practices, and professional and clinical responses to the point that they have dramatically contributed to the under recognition of female sexual offenders (Denov, 2003).

It has been suggested these attitudes have infiltrated child protective and police services to the point that personnel in both tend to discount disclosures, allegations, and reports of child sexual abuse that involve female offenders (Robinson, 1998). And, while research has found that gender does not appear to have any significant impact on criminal conviction rates, being female does dramatically reduce the likelihood of incarceration for offenders convicted of sexual offenses (Sandler & Freeman, 2011).

Some have suggested the lack of victim disclosures has just as much to do with FSO underrepresentation as do biases in the child protection and justice systems. Numerous studies have found under-reporting of cases involving female sexual offenders (Banning, 1989; Tsopelas, Spyridoula, and Athanasios, 2011; Wong & Van der Schoot, 2011). Part of the problem, particularly when focusing on male victims, could be due to social perception; research has suggested people tend to believe that sexual abuse involving a male offender and female victim as worse than that involving a female offender and male victim (Smith, Fromuth, & Morris, 1997). These socially perpetuated gender role norms may seep into the decision making process of victims as they attempt to make sense of their own experiences. In 1989 Krug assembled a list of possible explanations as to why male victims may choose not to disclose their sexual abuse experiences. These include:

- males do not get pregnant, and evidence of sexual abuse has not been present;
- a double standard in belief systems has existed in which fathers have the potential for evil and mothers are 'all good';
- adult males have been too embarrassed to reveal their sexual activity with and arousal by their mothers;

- male children have been presumed to be unaffected by sexual abuse, and reports by sons have been ignored;
- patients and therapists alike have been unaware of the connection between the sexual abuse of males and the later interpersonal relationship problems. (pp. 117-118).

### **Myths**

It seems an obvious connection that if social perception is distant from actual incidence and prevalence of this phenomenon then a driving factor may be commonly accepted mythologies about sexual assault as committed by women. In 1993, Longdon constructed a list of commonly accepted myths associated with female sexual offending, which has been popularly cited in the literature on the subject. London has argued that these myths have led to the alienation of victims who in turn receive little if no support or protection from professionals, the public, or even their own personal support systems. These myths, which he credits for the discounting of experiences of those who were abused at the hands of women include:

- females do not sexually abuse;
- females only abuse if coerced or accompanied by a man;
- if females sexually abuse, it is gentle, loving or misguided 'motherly love';
- females only abuse boys;
- if you are a female and you were abused by a female then you will be lesbian; if [you are] male [you will be] gay or misogynist;
- if you were sexually abused as a child you will sexually abuse as an adult;

- people who say they were abused by a female are fantasizing or lying. If you are male and you are having sexual fantasies and if the perpetrator was your mother you are having incestuous wishes. If you are female you are muddled and it was a man who really abused you;
- women only abuse adolescents;
- if a thirty year old woman were to seduce a thirteen year old boy, it would not be sexual abuse. If a thirty year old man were to seduce a thirteen year old girl, it would undoubtedly be so;
- if a mother has an incestuous relationship with her son in his late teens/early twenties it is sex between two consenting adults and not sexual abuse;
- it is worse to be sexually abused by a woman than a man. (pp. 50-51)

### **Risk**

Research has indicated quite the contrary to these myths not only in reference to incidence and prevalence, but also on the subject of psychological harm, with Elliot (1993) suggesting that sexual abuse by a female perpetrator is just as psychologically harmful as that of a male offender. One of the areas specifically impacted by these social perceptions, complicated by the legal and child protective system needs, and which is drowning in calls for more research at this time, is that of female sexual offender risk assessment and treatment.

Simply assessing risk is problematic in that there are both a dearth of empirically validated treatment approaches, as well as instrumentation specifically developed and validated for this population (Vick, McRoy, & Matthews, 2002). While recent research has continued to assert that females can be just as sexually aggressive as their male

counterparts, a lack of psychometric measures specifically developed to reflect their developmental uniqueness has proven to complicate not only prosecution, but also issues of civil commitment, and public protection (Slotboom, Hendriks, & Verbruggen, 2011; Vess, 2011).

### **Intervention**

While myths appear to permeate social perception, and calls for more research and nuanced risk assessment reverberate in the literature, one request seems to rise above the rest. Researchers are actively calling for the development of female specific sex offender treatment programming. As mentioned earlier in this chapter, female sex offenders are a highly unique and heterogeneous group. Not only do they radically differ from their male compatriots, but also through examination of their typologies, they differ from each other. Treatment approaches are needed that can address the dual nature of victim and offender that so many of these women face (Travin, Cullen, & Protter, 1990). At the same time, approaches must reflect that FSO's are serious offenders of sexual crimes against children, and not simply victims of their own childhood circumstances (Nathan & Ward, 2001). Some authors have suggested that existing methods, such as those treatment modalities used on male offenders, can be adapted to try and meet the specific needs of this group (Gannon & Rose, 2008). Whatever route is taken, its hopeful that empirically validated interventions can be developed that embrace the needs of this population, the cyclical nature of the phenomenon, and the importance of addressing myths and social perceptions that could hinder their effectiveness.



### **Conclusion**

While research in the area of female sexual offending is a relatively new area, there is a substantial conceptual and theoretical literature base that can help to advance the research questions associated with this project. This project pertains to an investigation of the impact of perpetrator gender on entrance, service delivery, and disposition of CPS involved child sexual abuse cases, particularly when viewing them from a perspective informed of the dynamics of female sexual offending. Understanding issues specific to female offenders, and the typologies they display, can help make meaning of the study in important ways by giving nuanced and targeted understanding of findings. The focus of this literature review has been to explore phenomenon specific to female sexual offending and the lives of the women who offend. Additionally it was important to explore similarities and differences in the literature as pertaining to offender gender, in child sexual abuse cases. Finally a discussion of the impact of social perception of the phenomenon as related to service delivery, investigation, and victim disclosure, helped to give texture to the subject and affirm the need for continued investigation into the topic. We must continue to address these issues and fight to give voice to those who have been victimized. By better understanding how perpetrator gender impacts the manner by which offenders travel through our CPS systems we will be able to better prepare for their identification and create more effective systems to deal with the phenomenon.

## **Project Hypothesis**

### **Null Hypothesis**

$H_0$  = Perpetrator gender has no impact on the manner by which child sexual abuse cases enter child protective services, the types of services delivered and received by the family systems while there, and the disposition and notifications associated with these cases upon system exit.

### **Research Questions**

*RQ1* = Does a national CPS data sample reflect demographic and offense characteristics, for female child sexual offenders and their victims, in a manner consistent with the state of current literature?

*RQ2* = To what degree does perpetrator gender impact CPS system entry and system exit in reference to child sexual abuse allegations?

*RQ3* = Can particular case characteristics, as related to CPS services, be clustered in a manner that predicts offender gender?

*RQ4* = Do other victim, or offender, demographic, or offense, characteristics impact the trajectory of these cases?

*RQ5* = To what degree is child sexual assault substantiation impacted by perpetrator gender?

### **Chapter 3 | Methodology**

### **Dataset Description**

Investigating the manner by which gender impacts how child sexual abuse perpetrators travel through child protective systems could prove to be difficult for a variety of reasons. One of the primary of those is accessing a sample population from which to draw inferences. For the purpose of this study a secondary data analysis was performed on the *National Child Abuse and Neglect Data System (NCANDS) Child File, FFY2010*. This data was collected by the *Children's Bureau Administration on Children, Youth and Families* and was funded by the *Children's Bureau, Administration on Children, Youth and Families, Administration for Children and Families, U.S. Department of Health and Human Services*. The dataset was distributed by the *National Data Archive on Child Abuse and Neglect*, upon acceptance of application and subsequent to IRB approval. The *Children's Bureau* abstract describes the dataset as the following:

“The National Child Abuse and Neglect Data System (NCANDS) Child File dataset consists of child- specific data of all investigated reports of maltreatment to State child protective service agencies. The NCANDS is a federally-sponsored annual national data collection effort created for the purpose of tracking the volume and nature of child maltreatment reporting. The Child File is the case-level component of the NCANDS. There is also an NCANDS State-level component, known as the Agency File, but those data are not part of this collection. States participate on a voluntary basis and submit their data after going through a process in which the state's administrative system is mapped to the NCANDS data structure. Submitted data consist of all investigations or assessments of alleged child maltreatment that received a disposition in the reporting year. Records are provided at the level of each child on a report, also known as the report-child pair. Data

elements include the demographics of children and their perpetrators, types of maltreatment, investigation or assessment dispositions, risk factors, and services provided as a result of the investigation or assessment” (2011).

### **General Dataset Characteristics**

The data contained in this set were collected from October 1<sup>st</sup>, 2009 through September 30<sup>th</sup>, 2010 and contain the child protective system reports for forty-nine states, the District of Columbia, and Puerto Rico. Oregon is the only state that chose not to participate in the NCANDS program. Only cases that reached a final disposition between the above listed dates are included in the sample. The total dataset consists of 3,557,622 records from the participating localities.

### **Data Collection Procedures**

NCANDS has been working with states to collect these data on an annual basis for fifteen years. During the initial phase of the data collection process the state receives a “Guidelines and Procedures for Submitting Data to NCANDS” document” (USDHHS, 2011). This is intended to help states coordinate the manner by which they collect, sort, file, and distribute information pertaining to CPS investigations. Often times states may collect data using different concepts, category definitions, variables, names, or values and therefore it is necessary that each participating locality produce a manner by which to convert their stored data to conform to the mapping guidelines of the NCANDS child file. Support is offered during “Data Mapping Meetings” and the NCANDS Technical Assistance Team is available to assist states in the conversion of their data so that their submissions match NCANDS protocols and pass all validation checks upon reception. Each year the NCANDS Technical Team helps individual states develop and implement data extraction protocols to

migrate their data from their individual report management systems and into the NCANDS child file. When the data are received by NCANDS, the Technical Team completes a review and quality assurance process and then provides feedback to the states based on the findings. It is not atypical for this review, submission, feedback, and resubmission process to go through several iterations before the state's dataset is accepted. When all of these processes are completed the final state level datasets are merged and forwarded to the *National Data Archive of Child Abuse and Neglect* for distribution and use in projects such as this one (USDHHS, 2011).

## **Variables**

### **Dependent Variables**

The nature of this study hinges on the impact of perpetrator gender on all things associated with child protective services, particularly those associated with child sexual assault allegations. Therefore, the dependent variables associated with this study are related to perpetrator gender. Depending on the specific research questions, dependent variables examined primary or secondary perpetrator gender. *Appendix 1 contains a descriptive list of variables included in the study.*

### **Filtering Variables**

Depending on which specific research questions are being asked, several variables can be used to filter the dataset prior to statistical analysis. These variables will typically be related to case level data and reporting types of abuse of maltreatment and case disposition. Filtering variables include maltreatment type, case substantiation outcomes, or similar areas.

### **Independent Variables**

The data set contains numerous independent variables that could provide insight into research questions. Both univariate and multivariate statistical analysis will be discussed later in this chapter. Independent variables included notifications made upon case closure, services offered, or demographic victim, offender, or case level variables. *See Appendix 1 for examples and variable descriptions.*

### **Analysis Plan**

Exploring the variables included both univariate and multivariate statistical analysis procedures. Groups were not randomly assigned, as there is no need to generalize data to the larger population, since this dataset constitutes all known values in existence for the phenomenon to be investigated. Hardware was accessed and found to have sufficient computing power to handle the size of the dataset. At this point random assignment was employed as to avoid introducing an unnecessary opportunity for sampling error.

### **Prescreening**

A series of prescreening procedures was conducted prior to analysis. These procedures were selected to address specific assumptions underlying the analysis of data using binary logistic regression. In addition these prescreening procedures assisted in laying the groundwork for any univariate data analysis and interpretation as well. It should also be noted that all data associated with the NCANDS Child File FFY2010 have already been pre-screened by personnel at the national archives prior to acceptance from the states and addition to the larger child file. SPSS was used for all data analysis, including prescreening procedures.

**Complete data.** The data set was screened for missing data. Efforts were made to determine if data are *missing completely at random (MCAR)*, *missing at random (MAR)*, or *missing not at random (MNAR)*. Two commonly used techniques for dealing with missing data are *deletion* and *imputation* (Kline, 2004; Little & Rubin, 2002). Due to the large size of this sample and with the assumption the data are missing completely at random, deletion was the first option implemented to deal with missing data. If, although unexpected, deletion techniques were suspected to impact a statistical test to the point of reducing the total number of cases to a level where statistical power was not adequate to draw assumptions about the data, then an examination for patterns of missing data was conducted, and benefits and draw-backs of single vs. multiple imputation were considered based on patterns in the missing data. The cut off numbers for these data counts were determined by a statistical power analysis specific to the measures associated with the particular research question.

**Absence of outliers.** Outliers, or extreme values that are inconsistent with the remainder of the dataset, can complicate findings and affect results. Due to the fact that the dataset has had considerable screening prior to analysis and the variables used were primarily dichotomous or categorical, there was little expectation of the observation of genuine outliers. Therefore the assumption was made that if outliers do exist they are most likely related to data entry problems and are not representative of the actual cases. The initial plan to delete any observed outliers was not required as none were observed in the data analysis.

**Absence of multicollinearity.** Multicollinearity, or when independent variables are highly correlated, can impact the reliability of multivariate statistical measures. For the



purpose of this project intercorrelation among independent variables above 0.80 was noted and used to refine the final models. Any identification of multicollinearity was integrated into the analysis and a theoretically based interpretation of it was used to assess its appropriateness for fit in the model. To examine for multicollinearity specific independent Binary Logistic Regression model variables were inspected by running correlations prior to model analysis. In the event that findings of multicollinearity were present above the predetermined threshold are identified, the implications of this were included in the model's analysis interpretations.

### **Univariate Analysis**

Univariate procedures were utilized to assist in gaining perspective related to particular ways in which the dataset is being evaluated. Measures of central tendency, *N*, standard deviation and percentiles, where appropriate, were employed. Univariate analyses were conducted on the larger dataset as a whole, as well as in filtered variations as described above. For example, the dataset at one point was split based on primary perpetrator gender and filtered by primary maltreatment type. Groups were compared based on these univariate measures. Exploring the data in this way allowed for contextualizing how events were being recoded and influenced model construction and implications.

### **Multivariate Analysis**

The primary method of multivariate analysis this study employed was *Binary Logistic Regression*. The measure was selected due to the fact that perpetrator gender, measured as dichotomous in this dataset, served as the dependent variable throughout analysis. Since it is the goal of this study to predict perpetrator gender based on

constructed models using variables from the dataset, this procedure was a good fit due to its robustness with large datasets and its ability to accurately address the research questions. Any number of independent (*predictor*) variables were combined into sequential theoretically informed models. Models were kept to a manageable size with preference being given to model development involving the most succinct number of independent variables possible.

**Sample model.** One example of a BLR model used in this study is depicted below. This model is theoretically based on victim characteristics in substantiated child sexual abuse cases.

- DV = Gender of Perpetrator
  - *Filtered to only include substantiated primary offenses of sexual abuse*
- IV's = child's age, child's sex, child's race, child was a previous victim, child is a military family member, child has mental health issues, etc.

### **Data Analysis Matrix**

The matrix shown in Table: 1, below, depicts the plan used to guide data analysis. It was used to organize the data analysis process and the findings reported from it. The intention of the matrix was to guide model development and maintain order during data analysis procedures; however if during data analysis additional domains arose that warranted investigation, models were created at that time to address them.

**Table 1: Variable and Analysis Organizational Matrix**

Overarching Research Questions	Sub-categories	Possible Dependent Variables	Possible Filter Variables	Possible Independent Variables	Univariate Analysis Procedures	Bivariate Analysis Procedures	Multivariate Analysis Procedures	Chapter linkages
<b>RQ1 = Does a national CPS data sample reflect demographic and offense characteristics, for female child sexual offenders and their victims, in a manner consistent with the state of current literature?</b>	<b>Do FSO's make up 15-20% of CSA incidents as reported to CPS?</b>	<ul style="list-style-type: none"> <li>Perpetrator 1 – Sex</li> <li>Perpetrator 2 – sex</li> </ul>	<ul style="list-style-type: none"> <li>Maltreatment type 1 (filtering for category 4 = sexual abuse)*</li> <li>Maltreatment 1 disposition level</li> </ul>	<ul style="list-style-type: none"> <li>State Territory</li> </ul>	<ul style="list-style-type: none"> <li>Descriptives</li> </ul>			Ch.1 p.4
	<b>Are FSO's less discriminant about victim Gender?</b>	<ul style="list-style-type: none"> <li>Perpetrator 1 – Sex</li> </ul>	<ul style="list-style-type: none"> <li>Maltreatment type 1*</li> <li>Maltreatment 1 disposition level</li> </ul>	<ul style="list-style-type: none"> <li>Child Sex</li> </ul>	<ul style="list-style-type: none"> <li>Descriptives</li> </ul>	<ul style="list-style-type: none"> <li>Mean comparison (t-test)</li> </ul>		Ch.1 p.6 Ch.2 p.21
	<b>Do FSO's tend to offend on a wider age range (particularly younger) of victims?</b>	<ul style="list-style-type: none"> <li>Perpetrator 1 – Sex</li> </ul>	<ul style="list-style-type: none"> <li>Maltreatment type 1*</li> <li>Maltreatment 1 disposition level</li> </ul>	<ul style="list-style-type: none"> <li>Child Age at Report</li> </ul>	<ul style="list-style-type: none"> <li>Descriptives</li> </ul>	<ul style="list-style-type: none"> <li>Mean comparison (t-test)</li> </ul>		Ch.1 p.6
	<b>Are FSO's as likely as males to be referred for prosecution?</b>	<ul style="list-style-type: none"> <li>Perpetrator 1 – Sex</li> </ul>	<ul style="list-style-type: none"> <li>Maltreatment type 1*</li> <li>Maltreatment 1 disposition level</li> </ul>	<ul style="list-style-type: none"> <li>Notifications</li> </ul>	<ul style="list-style-type: none"> <li>Descriptives</li> </ul>	<ul style="list-style-type: none"> <li>Mean comparison (t-test)</li> </ul>		Ch.1 p.7 Ch.2 p.20
<b>RQ2 = To what degree does perpetrator gender impact CPS system entry and system exit in reference to child sexual abuse allegations?</b>	<b>Do FSO's enter and exit the CPS system differently than males?</b>	<ul style="list-style-type: none"> <li>Perpetrator 1 – Sex</li> </ul>	<ul style="list-style-type: none"> <li>Maltreatment type 1*</li> <li>Maltreatment 1 disposition level</li> </ul>	<ul style="list-style-type: none"> <li>Report Source</li> <li>Report Disposition</li> <li>Notifications</li> </ul>	<ul style="list-style-type: none"> <li>Descriptives</li> </ul>	<ul style="list-style-type: none"> <li>Mean comparison (t-test)</li> </ul>	<ul style="list-style-type: none"> <li>Binary Logistic Regression</li> </ul>	Ch.1 p.8
<b>RQ3 = Can particular case characteristics, as related to CPS services, be</b>	<b>*SES related Characteristics (as suggested by committee)</b>	<ul style="list-style-type: none"> <li>Perpetrator 1 – Sex</li> </ul>	<ul style="list-style-type: none"> <li>Maltreatment type 1*</li> <li>Maltreatment 1 disposition level</li> </ul>	<ul style="list-style-type: none"> <li>Inadequate Housing</li> <li>Financial Problem</li> <li>Public Assistance</li> </ul>	<ul style="list-style-type: none"> <li>Descriptives</li> </ul>	<ul style="list-style-type: none"> <li>Mean comparison (t-test)</li> </ul>	<ul style="list-style-type: none"> <li>Binary Logistic Regression</li> </ul>	
	<b>Mental Health and Substance</b>	<ul style="list-style-type: none"> <li>Perpetrator 1 – Sex</li> </ul>	<ul style="list-style-type: none"> <li>Maltreatment type 1*</li> <li>Maltreatment</li> </ul>	<ul style="list-style-type: none"> <li>Counseling Services</li> <li>Mental</li> </ul>	<ul style="list-style-type: none"> <li>Descriptives</li> </ul>	<ul style="list-style-type: none"> <li>Mean comparison (t-test)</li> </ul>	<ul style="list-style-type: none"> <li>Binary Logistic Regression</li> </ul>	Ch.2 p.7

clustered in a manner that predicts offender gender?	<b>Abuse Characteristics</b>		1 disposition level	Health Services • Substance Abuse Services				
	<b>Family Centered Service Characteristics</b>	• Perpetrator 1 – Sex	• Maltreatment type 1* • Maltreatment 1 disposition level	• Post Investigation Services • Family Support Services • Family Preservation Services • Foster Care Services • Juvenile Court Petition • Court-Appointed Representative • Adoption Services • Case Management Services	• Descriptives	• Mean comparison (t-test)	• Binary Logistic Regression	
	<b>Financial Services</b>	• Perpetrator 1 – Sex	• Maltreatment type 1* • Maltreatment 1 disposition level	• Day Care Services • Educational and Training Services • Employment Services • Family Planning Services • Housing Services • Independent and Transitional Living Services • Legal Services • Transportation Services	• Descriptives	• Mean comparison (t-test)	• Binary Logistic Regression	
<b>RQ4 = Do victim, or offender, demographic, risk, or offense characteristics impact the ability to predict perpetrator gender in these cases?</b>	<b>Victim Risk Factor Characteristics</b>	• Perpetrator 1 – sex	• Maltreatment type 1* • Maltreatment 1 disposition level	• Alcohol Abuse – Child • Drug Abuse – Child • Mental Retardation – Child • Emotionally Disturbed – Child • Visually or Hearing Impaired – Child • Learning Disability – Child	• Descriptives	• Mean comparison (t-test)	• Binary Logistic Regression	Ch.1 p.6 Ch2. p.21

				<ul style="list-style-type: none"> <li>• Physically Disabled – Child</li> <li>• Behavior Problem – Child</li> <li>• Other Medical Condition - Child</li> </ul>				
	<b>Offender Personal Characteristics</b>	<ul style="list-style-type: none"> <li>• Perpetrator 1 – sex</li> </ul>	<ul style="list-style-type: none"> <li>• Maltreatment type 1*</li> <li>• Maltreatment 1 disposition level</li> </ul>	<ul style="list-style-type: none"> <li>• Perpetrator 1 Relationship</li> <li>• Perpetrator 1 As a Parent</li> <li>• Perpetrator 1 as a Caretaker</li> <li>• Perpetrator 1 Age at Report</li> <li>• Perpetrator 1 Race (constructed variable)</li> <li>• Perpetrator 1 Military Member</li> <li>• Perpetrator 1 Prior Abuser</li> <li>•</li> </ul>	<ul style="list-style-type: none"> <li>• Descriptives</li> </ul>	<ul style="list-style-type: none"> <li>• Mean comparison (t-test)</li> </ul>	<ul style="list-style-type: none"> <li>• Binary Logistic Regression</li> </ul>	Ch.2 p.20
	<b>Offender Risk Factor Characteristics</b>	<ul style="list-style-type: none"> <li>• Perpetrator 1 – sex</li> </ul>	<ul style="list-style-type: none"> <li>• Maltreatment type 1*</li> <li>• Maltreatment 1 disposition level</li> </ul>	<ul style="list-style-type: none"> <li>• Alcohol Abuse – Caretaker</li> <li>• Drug Abuse – Caretaker</li> <li>• Mental Retardation – Caretaker</li> <li>• Emotionally Disturbed – Caretaker</li> <li>• Visually or Hearing Impaired – Caretaker</li> <li>• Learning Disability – Caretaker</li> <li>• Physically Disabled – Caretaker</li> <li>• Behavior Problem – Caretaker</li> <li>• Other Medical Condition – Caretaker</li> <li>• Domestic Violence</li> </ul>	<ul style="list-style-type: none"> <li>• Descriptives</li> </ul>	<ul style="list-style-type: none"> <li>• Mean comparison (t-test)</li> </ul>	<ul style="list-style-type: none"> <li>• Binary Logistic Regression</li> </ul>	Ch.2 pp. 16, 17, &19
	<b>Offense Characteristics</b>	<ul style="list-style-type: none"> <li>• Perpetrator 1 – sex</li> </ul>	<ul style="list-style-type: none"> <li>• Maltreatment 1 disposition level</li> </ul>	<ul style="list-style-type: none"> <li>• Maltreatment type 1 (all maltreatment types)</li> <li>• Maltreatment</li> </ul>	<ul style="list-style-type: none"> <li>• Descriptives</li> </ul>	<ul style="list-style-type: none"> <li>• Mean comparison (t-test)</li> </ul>	<ul style="list-style-type: none"> <li>• Binary Logistic Regression</li> </ul>	Ch.2 pp. 21-28

				type 2 (all maltreatment types)				
<b>RQ5 = To what degree is child sexual assault substantiated impacted by perpetrator gender?</b>		<ul style="list-style-type: none"> <li>Perpetrator 1 - sex</li> </ul>	<ul style="list-style-type: none"> <li>Maltreatment type 1 (all maltreatment types)</li> <li></li> </ul>	<ul style="list-style-type: none"> <li>Maltreatment 1 disposition level</li> </ul>	<ul style="list-style-type: none"> <li>Descriptives</li> </ul>	<ul style="list-style-type: none"> <li>Mean comparison (t-test)</li> </ul>	<ul style="list-style-type: none"> <li></li> </ul>	

## Reporting

**Univariate and Bivariate.** Univariate analysis is reported via tables. These tables include substantial labels to properly identify both how they were filtered, and what variables they include. Boxplots, graphs, and other visual devices may be employed if they are useful in communicating specific findings in a significant and orderly manner. Similarly, relevant bivariate data are reported as it impacts selection of final models and/or assesses for multicollinearity in the final models.

**Multivariate.** BLR models are reported in a detailed manner including both text interpretation and accompanying tables. Reporting of the logit-models includes the following:

1. A succinct statement of the theoretical reason for the particular models construction and analysis including the basic components of the model.
2. A report of how the assumptions underlying the model were tested with a description of the above mentioned prescreening findings.

3. A description of the Hosmer and Lemeshow's goodness of fit test.
4. A report of the results of classification statistics.
5. A report/table of logits(B), Regression coefficients, Wald statistic, odds ratios (Exp(B)), standard errors, and confidence intervals for independent variables.

## **Conclusion**

It is the goal of this project, through a thorough analysis of the data as described, to provide a better picture of the impact of perpetrator gender on CPS cases. The analysis described in this chapter will be able to accomplish this goal by providing insight in multiple ways. Of those will be the potential to confirm or reject some of the commonly accepted typological aspects of female sexual offending. Further this research will be able to examine not only offense pattern characteristics, but also the patterns of service delivery in our own child protective service agencies around the United States. Research suggests that somewhere between the identified abuse experiences of survivors, and the criminal justice system where we as a society choose to handle this problem, there is an area where female sexual offenders seem to fade away and avoid prosecution. This data analysis was undertaken to provide additional insight into how, or why, that could be happening.

## **Chapter 4 | Findings**



### The Data

As mentioned previously the NCANDS Child File 2010 dataset contains records for nearly every reported child abuse allegation, documented by child protective services in the United States, for year 2010 ( $N > 3.5$  million). In order to create a conceptually grounded, working dataset particular considerations had to be taken into advisement in reference to the construction and organization of the Child File itself. In the logic model, the person listed as “Perpetrator 1” is the first person listed by the investigating caseworkers as primarily responsible for the child abuse allegation. Also, the maltreatment type listed as “Maltreatment type 1” is generally understood to be the primary allegation in the case. Multiple perpetrators, and maltreatment type allegations, can be listed for each case. This creates a situation where, in order to correctly examine the research questions associated with this study, each perpetrator in the working sample must be directly linked with a specific maltreatment type for their case.

After an in depth investigation of the dataset as a whole, and in consultation with analysts from the National Data Archives, the dataset was intentionally filtered to include only cases of child sexual abuse ( $n=279,440$ ) and was then screened for cases meeting the criteria;

- (1) where the abuse allegation was listed as “Substantiated ( $n=62,643$ ),”  
“Indicted or Reason to Suspect ( $n=4,118$ ),” or “Alternative Response – Victim ( $n=4$ ),”
- (2) where “Maltreatment Type 1” was listed as sexual abuse,
- (3) where the person listed as “Perpetrator 1” was responsible for  
“Maltreatment Type 1,” and

(4) where “Perpetrator 1” gender was known.

After filtering was completed the final working sample ( $N=66,765$ ) was constructed and utilized for the majority of data analysis associated with this project.

### **Prescreening**

A prescreen of the working dataset was conducted. Using a recoding of the data (with all missing coded as 1 and all other values coded as 0) a visual assessment and correlation coefficient analysis suggested that the data should be considered missing at random (MAR). Due to the fact that no substantial problems were observed in the overall dataset, but since the data were collected on a county level basis across the US, and since jurisdictional policy differences could impact the types of data collected in a non-random manner, it could not be said that the missing data that do exist are missing “completely” at random (MCAR). However on the state and national levels there do not appear to be any significant problems associated with missing data. The more complex issues of missing data that could potentially influence the multivariate statistical procedures listed below, will mentioned in their individual reported findings if necessary.

There were no significant problems with outliers in this analysis for two primary reasons. First, this dataset was cleaned and organized for re-distribution in a systematic manner by personnel at the National Data Archives and therefore the data fell within the prescribed variable categories without deviation. Secondly, the procedures of this analysis plan that would be most significantly influenced by the presence of outliers (the logistic regression models) primarily contained dichotomous independent variables. Therefore the presence of outliers was, for the most part, non-problematic. Issues of multicollinearity impacting the analysis of each model are discussed in the model descriptions.

Throughout the remainder of this chapter the research findings will be structured in a manner based on the research question, and sub category, organizational matrix presented in Chapter 3.

***RQ1 = Does a National CPS Data Sample Reflect Demographic and Offense Characteristics for Female Child Sexual Offenders, in a Manner Consistent with the State of Current Literature?***

**Do FSO's Make Up 15-20% of CSA Incidents as Reported to CPS?**

The literature has suggested that even though only approximately 1% of incarcerated sexual offenders in the United States are female that female sex-offenders account for anywhere between 15% to 20% of all sexual offenses committed (AHA, 1987; DOJ, 2007; Faller, 1995). Based on the findings of those studies, a descriptive analysis was conducted, in the working sample, of 13,492 cases (20.9%) where "Perpetrator 1" was listed as female. Study findings support the range reflected in higher levels from currently cited literature.

**Are FSO's Less Discriminant About Victim Gender?**

Research has also suggested female sexual offenders are less discriminant about the age and gender of their victims (Cortoni, 2010; Freeman & Sandler, 2008). Again the findings of this analysis support the assertions found in current literature in that male offenders target male victims in 19.3% of cases and female victims in 80.5% of cases, while female offenders target male victims in 31.8% of cases and female victims in 68% of cases. A t-test measuring differences in victim sex based on perpetrator gender yielded a significance at the  $p < .000$  level ( $t = 25.445$ ,  $df = 64,434$  & mean difference of .125) (with victim's gender being coded as 1=male and 2=female).

### Do FSO's Tend to Offend on a Wider Age Range of Victims (Particularly Younger)?

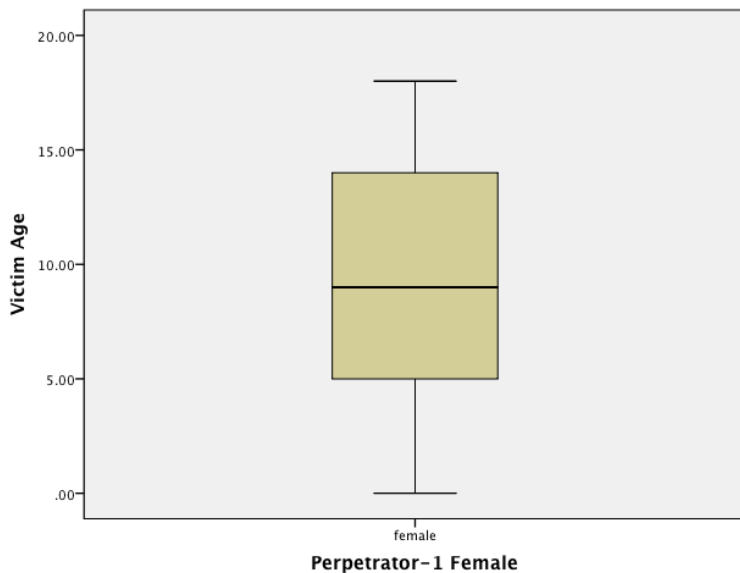
Basic group statistics of this sample indicated the mean age for male perpetrators was 10.77 and for female perpetrators was 9.43 years of age. Perhaps this question can be more accurately addressed by examining the boxplots (Figures: 1 & 2) below. While the upper ranges of the distributions appear to be fairly similar, the median lines for male and female perpetrators follow the above noted group means. The manner by which the distributions differ in the lower regions of victim age indicates that female perpetrators do in fact tend to have a larger distribution and higher levels of younger victims than their male counterparts. The quartile distribution chart (Table: 2) below describes these findings as well.

**Table: 2 – Quartile Distributions of Victim Ages by Perpetrator Gender**

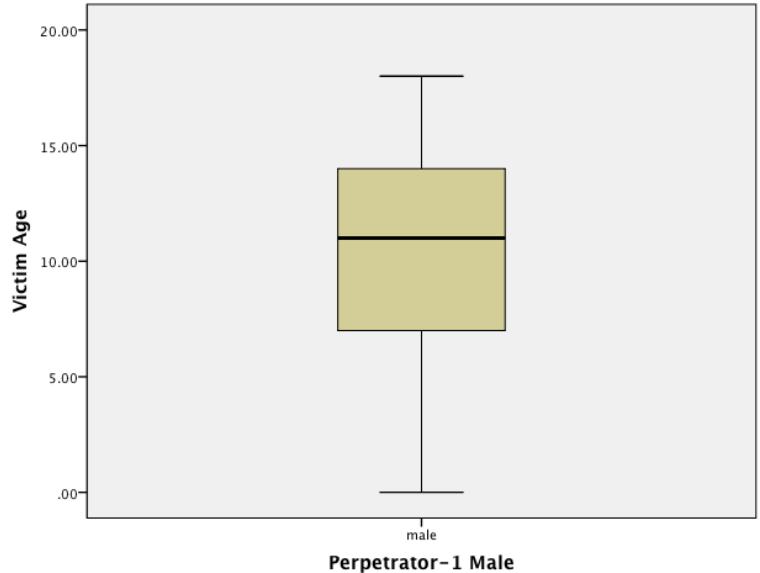
Quartile Distribution Level Percentages	0%	25%	50%	75%	100%
Female Perpetrators	Less than one year old	5 yoa	9 yoa	14 yoa	18 yoa or older
Male Perpetrators	Less than one year old	7 yoa	11 yoa	14 yoa	18 yoa or older

*\*yoa = years of age*

**Figure: 1 – Boxplot Distribution of Female Perpetrator Victim Age Ranges**



**Figure: 2 – Boxplot Distribution of Male Perpetrator Victim Age Ranges**



### **Are FSO's as Likely as Males to be Referred for Prosecution?**

Research has continually suggested that perpetrator gender has a mediating affect on the disposition of judicial proceedings in relation to sexual offenses, emphasizing that females tend to be treated with more leniency in criminal procedures as well as other public service delivery contexts (Bunting, 2005; Franklin & Fern, 2008). Based on this logic, an investigation of the impact of gender on the manner by which substantiated child sexual offense allegations were referred for prosecution was conducted. The data reflects that 28,111(69.3%) of males and 7,760 (72.4%) of females were referred to police or prosecuting attorneys at the conclusion of the investigation. A mean comparison of post investigation substantiation notifications, based on perpetrator gender, showed a significant difference between the groups ( $p < .000$ ). In short, it appears that female offenders are more likely to be referred for prosecution, but these findings should be held

tentatively due to the literature's suggestion that female offenders often come to the attention of CPS at higher rates than their male counterparts, and likewise males are more likely to be initially referred to law enforcement (Bader, Scalora, Casady, & Black, 2008). These trends on the manner by which perpetrator gender impacts how people are differentially referred to specific investigative agencies could have an impression on the manner by which offenders are referred at case closure in a gendered context.

**RQ2 = To What Degree Does Perpetrator Gender Impact CPS System Entry and Exit in Reference to Child Sexual Abuse Allegations?**

**Do FSO's Enter and Exit the CPS System Differently Than Males?**

Research suggests that male and female child sexual offenders display different patterns of offending and at the same time that different types of reports seem to originate with CPS as opposed to law enforcement. In one study, CPS was more likely to receive reports involving younger victims, and interfamilial abuse, both of which are characteristics more frequently represented by female sexual offenders (Bader, Scalora, Casady, & Black, 2008). Based on this research an analysis of the gendered disparities in system entry was conducted. Descriptive differences can be observed in the Table: 3 where group numbers and percentages of reporting sources are listed. In this table you can see that a male offender is more than 30% more likely to be reported to CPS by law enforcement, and female offenders in these substantiated cases are more than twice as likely than males to have been reported by a relative, friend, neighbor, or anonymous reporter. An ANOVA test suggested that there was a significant difference based on perpetrator gender ( $p < .000$ ,  $F(2, 65755) = 18.064$ ).

**Table: 3 – Distributions and Percentages of Report Sources by Perpetrator Gender**

<b>Report Source</b>	<b>Male Perpetrators</b> <i>n</i> and % of total	<b>Female Perpetrators</b> <i>n</i> and % of total
social services personnel	7685 (15.1%)	2177 (16.1%)
medical personnel	4266 (8.4%)	924 (6.8%)
mental health personnel	3762 (7.4%)	827 (6.1%)
legal, law enforcement, or criminal justice	15729 (30.9%)	2908 (21.6%)
education personnel	5472 (10.7%)	1561 (11.6%)
child day care provider	122 (0.2%)	65 (0.5%)
substitute care provider	427 (0.8%)	125 (0.9%)
alleged victim	338 (0.7%)	68 (0.5%)
parent	3849 (7.6%)	877 (6.5%)
other relative	1891 (3.7%)	1100 (8.2%)
friends/neighbor	851 (1.7%)	514 (3.8%)
alleged perpetrator	41 (0.1%)	16 (0.1%)
anonymous reporter	1066 (2.1%)	716 (5.3%)
other	2806 (5.5%)	1124 (8.3%)
unknown or missing	2660 (5.2%)	490 (3.6%)
<b>Total</b>	50965 (100%)	13492 (100%)

Research question one, above, addresses the manner by which by which perpetrator gender impacts notifications, and thereby system exit, upon the conclusion of these cases. When explored in a similar manner to the referral sources above, system exit appears to be not nearly as stratified as system entry. In fact it appears that female offenders are referred for prosecution at just slightly higher rates than their male counterparts, see Table: 4 below.

**Table: 4 – Notifications Upon Case Closure by Perpetrator Gender**

<b>Notifications on upon case closure</b>	<b>Male Perpetrators</b> <i>n</i> and % of total	<b>Female Perpetrators</b> <i>n</i> and % of total
None	10648 (26.3%)	2422 (22.6%)
Police/prosecutor	28111 (69.3%)	7760 (72.4%)
Licensing agency	57 (0.1%)	10 (0.1%)
Both	109 (0.2%)	55 (0.4%)
Other	289 (0.7%)	115 (1.1%)
Unknown/missing	1314 (3.2%)	351 (3.3%)
<b>Total</b>	40558 (100%)	10713 (100%)

**RQ3 = Can Particular Case Characteristics, as Related to CPS Services, Be Clustered in a Manner That Predicts Offender Gender?**

**Social & Economic Status Related Characteristics & Services**

Binary logistic regression (BLR) is a procedure used to assess the ability to predict group membership. The purpose of running BLR models in this research project was to assess the odds of theoretically informed clusters of independent variables predicting that the substantiated child sexual perpetrator was female. In order to examine the data using these methods the “Perpetrator 1 sex” variable was recoded (female=1 & male=0).

The first of the models that was investigated was that of socioeconomic status. No problems were noted in terms of missing data, outliers, and multicollinearity. Data were analyzed with BLR using perpetrator gender as the dependent variable, and “Inadequate Housing,” “Money or Financial Problems,” and “Public Assistance” as the independent variables. The regression model ( $n=27,035$ ,  $5,566$  females) shows a (chi square = 13.801,  $df=1$ ,  $p<.000$ ) which could suggest the model is not a *good* fit and that expected and observed values were not very close to one another. However, the significance of the HL statistic should be held tentatively due to the extremely large sample size and the fact that significance, in this case, could be thought of as a function of the sample (Maletta, H. & Ulrich, R., 2011). The model predicted the status of the dependent variable, based on the independent variables in the model with an accuracy level of 79.8%. Regarding the independent variables in the model, inadequate housing and public assistance were both statistically significant at the  $p<.000$  level (see Table: 5 below). Based on the odds ratios of statistically significant predictors, child sexual abuse perpetrators are almost four times as likely to be female if the victim’s family resides in what is considered to be inadequate



housing and almost two and a half times more likely to be female if the family relies on public assistance.

**Table: 5 – Social & Economic Status Binary Logistic Regression Model**

BLR - SES		B	S.E.	Wald	df	Sig.	Exp(B)	95% C.I. for EXP(B)	
								Lower	Upper
Step 1 <sup>a</sup>	FCHouse(1)	1.346	.057	562.262	1	.000	3.843	3.438	4.295
	FCMoney(1)	.024	.052	.209	1	.647	1.024	.926	1.133
	FCPublic(1)	.884	.038	539.886	1	.000	2.420	2.246	2.607
	Constant	-1.646	.018	8008.182	1	.000	.193		

Additionally group mean comparisons of the independent variables in this model show statistically significant differences between male and female perpetrators in the sample (see Tables: 6 & 7 below).

**Table: 6 - Social & Economic Status Group Statistics**

Group Statistics - SES		Per1Sex Perpetrator-1 Sex	N	Mean	Std. Deviation	Std. Error Mean
FCHouse Inadequate Housing		1 male	34109	1.82	.384	.002
		2 female	8215	1.74	.439	.005
FCMoney Financial Problem		1 male	31981	1.78	.417	.002
		2 female	8049	1.73	.446	.005
FCPublic Public Assistance		1 male	26080	1.83	.380	.002
		2 female	7475	1.64	.479	.006

**Table: 7 - Social & Economic Status Group Comparisons by Perpetrator Gender**

T-test - SES	t	df	Sig. (2-tailed)	Mean Difference	95% Confidence Interval of the Difference	
					Lower	Upper
FCHouse Inadequate Housing	16.586	42322	.000	.081	.071	.090
FCMoney Financial Problem	9.511	40028	.000	.050	.040	.060
FCPublic Public Assistance	34.148	33553	.000	.181	.171	.191

### Mental Health and Substance Abuse Characteristics

Some research has suggested female sexual offenders are at higher likelihood to have substantial mental health problems than their male counterparts, while at the same time showing less evidence of co-morbid substance abuse issues (Johansson-Love & Fremouw, 2009; Silberman, 2010). To investigate these issues in this study sample, a model was constructed based on counseling, mental health, and substance abuse services delivered in cases involving substantiated child sexual abuse. No problems were noted in terms of missing data, outliers, and multicollinearity. Data were analyzed with BLR using perpetrator gender as the dependent variable, and “Counseling Services,” “Mental Health Services,” and “Substance Abuse Services” as the independent variables. The regression model ( $n=33,221$ ,  $7,164$  females) had a moderately good fit (chi square = 3.266,  $df=1$ ,  $p<.071$ ). However, the significance of the HL statistic should be held tentatively due to the extremely large sample size and the fact that significance, in this case, could be thought of as a function of the sample. The model predicted the status of the dependent variable, based on the independent variables in the model with an accuracy level of 79%. Regarding

the independent variables in the model, all three were statistically significant at the  $p < .000$  level (see Table: 8 below). Based on the odds ratios of statistically significant predictors, child sexual abuse perpetrators are almost three times as likely to be female if the substance abuse services were obtained during their interaction with CPS. Additionally they were 1.7 times more likely to be female if counseling or mental health services were offered during the case.

**Table: 8 – Counseling & Substance Abuse Services Binary Logistic Regression Model**

BLR- Counseling & Substance Abuse Services		B	S.E.	Wald	df	Sig.	Exp(B)	95% C.I. for EXP(B)	
								Lower	Upper
Step 1 <sup>a</sup>	Counsel(1)	.541	.042	167.968	1	.000	1.717	1.582	1.863
	MentHlth(1)	.572	.052	120.056	1	.000	1.772	1.600	1.963
	SubAbuse(1)	1.061	.066	254.708	1	.000	2.890	2.537	3.292
	Constant	-1.459	.015	9454.171	1	.000	.233		

Additionally group mean comparisons of the independent variables in this model show statistically significant differences between male and female perpetrators in the sample (see Tables: 9 & 10 below).

**Table: 9 – Counseling & Substance Abuse Services Group Statistics**

Group Statistics – Counseling & Substance Abuse		Per1Sex Perpetrator-1 Sex	N	Mean	Std. Deviation	Std. Error Mean
Counseling Services	male		28950	1.91	.283	.002
	female		7860	1.81	.393	.004
Mental Health Services	male		28649	1.95	.210	.001
	female		7809	1.89	.319	.004
Substance Abuse Services	male		26346	1.98	.144	.001
	female		7248	1.91	.292	.003

**Table: 10 – Counseling & Substance Abuse Services Group Comparisons by Perpetrator Gender**

T-Test – Counseling & Substance Abuse Services	t	df	Sig. (2-tailed)	Mean Difference	95% Confidence Interval of the Difference	
					Lower	Upper
Counseling Services	26.043	36808	.000	.103	.095	.110
Mental Health Services	22.505	36456	.000	.068	.062	.074
Substance Abuse Services	29.496	33592	.000	.073	.068	.078

### Family Centered Services

The remainder of the services offered, maintained, brokered, or documented by CPS during these cases were filtered thematically into clusters. The first of these clusters was used to develop a model with what could be considered *family centered services*. In the variables used with this model no problems were noted in terms of missing data, outliers, and multicollinearity. Data were analyzed with BLR using perpetrator gender as the dependent variable, and “Post Investigation Services,” “Family Support Services,” “Family Preservation Services,” “Foster Care Services,” Juvenile Court Petition,” “Court Appointed Representative,” Adoption Services,” and “Case Management Services,” as the independent variables. The regression model ( $n=17,428$ ,  $2,856$  females) shows a (chi square = 65.894,  $df=3$ ,  $p<.000$ ) which could suggest the model is not a *good* fit in that expected and observed values were not very close to one another. However, the significance of the HL statistic should be held tentatively due to the extremely large sample size and the fact that

significance, in this case, could be thought of as a function of the sample (Maletta, & Ulrich, 2011). The model predicted the status of the dependent variable, based on the independent variables in the model with an accuracy level of 83.6%. Regarding the independent variables in the model, four were statistically significant at the  $p < .05$  level and a fifth was significant  $p = .08$ . (see Table: 11 below). Based on the odds ratios of statistically significant predictors, child sexual abuse perpetrators are twice as likely to be female if they obtained case management services and closer to four times more likely, than the norm, to be female if foster care services were employed. Perpetrators were more likely to be female if family preservation services were implemented and interestingly less likely to be female if family support services were used.

**Table: 11 – Family Centered Services Binary Logistic Regression Model**

BLR – Family Centered Services		B	S.E.	Wald	df	Sig.	Exp(B)	95% C.I. for EXP(B)	
								Lower	Upper
Step 1 <sup>a</sup>	PostServ(1)	.085	.070	1.482	1	.223	1.089	.950	1.248
	FamSup(1)	-.859	.091	89.804	1	.000	.424	.355	.506
	FamPres(1)	.212	.092	5.316	1	.021	1.236	1.032	1.480
	FosterCr(1)	1.301	.061	461.075	1	.000	3.674	3.262	4.137
	JuvPet(1)	.127	.084	2.305	1	.129	1.136	.964	1.338
	CoChRep(1)	-.002	.105	.000	1	.986	.998	.812	1.227
	Adopt(1)	.236	.135	3.055	1	.080	1.266	.972	1.651
	CaseMang(1)	.725	.074	96.072	1	.000	2.064	1.786	2.387
	Constant	-1.967	.027	5284.707	1	.000	.140		

Additionally group mean comparisons of the independent variables in this model demonstrate statistically significant differences between male and female perpetrators in the sample (see Tables: 12 & 13 below).

**Table: 12 – Family Centered Services Group Statistics**

<b>Group Statistics – Family Centered Services</b>	<b>Per1Sex Perpetrator-1 Sex</b>	<b>N</b>	<b>Mean</b>	<b>Std. Deviation</b>	<b>Std. Error Mean</b>
PostServ Post Investigation Services	1 male	36364	1.60	.489	.003
	2 female	10264	1.38	.485	.005
FamSup Family Support Services	1 male	28550	1.92	.275	.002
	2 female	7644	1.93	.254	.003
FamPres Family Preservation Services	1 male	29850	1.89	.316	.002
	2 female	8488	1.74	.440	.005
FosterCr Foster Care Services	1 male	33652	1.89	.318	.002
	2 female	9638	1.65	.476	.005
JuvPet Juvenile Court Petition	1 male	31394	1.91	.290	.002
	2 female	8898	1.72	.451	.005
CoChRep Court-Appointed Representative	1 male	20425	1.93	.262	.002
	2 female	4693	1.76	.427	.006
Adopt Adoption Services	1 male	29864	1.95	.218	.001
	2 female	8131	1.97	.180	.002
CaseMang Case Management Services	1 male	35213	1.77	.424	.002
	2 female	9630	1.55	.497	.005

**Table: 13 – Family Centered Services Group Comparisons by Perpetrator Gender**

T-Test – Family Centered Services	t	df	Sig. (2-tailed)	Mean Difference	95% Confidence Interval of the Difference	
					Lower	Upper
Post Investigation Services	41.536	46626	.000	.227	.216	.237
Family Support Services	-3.837	36192	.000	-.013	-.020	-.007
Family Preservation Services	34.834	38336	.000	.149	.140	.157
Foster Care Services	56.218	43288	.000	.233	.225	.241
Juvenile Court Petition	48.050	40290	.000	.192	.184	.200
Court-Appointed Representative	33.945	25116	.000	.165	.155	.174
Adopt Adoption Services	-6.222	37993	.000	-.016	-.022	-.011
Case Management Services	42.047	44841	.000	.213	.203	.223

### Financial Services

The second of the service clusters investigated was a model devoted to the delivery of *financial services*, or services that could have latent impacts on the financial situations of families moving through the CPS system. In the variables used with this model no problems were noted in terms of missing data, outliers, and multicollinearity. Data were analyzed with BLR using perpetrator gender as the dependent variable, and “Day Care Services,” “Educational and Training Services,” “Employment Services,” “Family Planning Services,” “Housing Services,” “Independent and Transitional Living Services,” “Legal Services,” and “Transportation Services,” as the independent variables. The regression model ( $n=28,369$ ,  $6,190$  females) shows a (chi square = 3.960,  $df=1$ ,  $p=.047$ ) which could suggest the model is not a *great* fit in that expected and observed values were not extremely close to one another. However, the significance of the HL statistic should be held tentatively due to the

extremely large sample size and the fact that significance, in this case, could be thought of as a function of the sample (Maletta, H. & Ulrich, R., 2011). The model predicted the status of the dependent variable, based on the independent variables in the model with an accuracy level of 78.5%. Regarding the independent variables in the model, five were statistically significant at the  $p < .00$  level (see Table: 14 below). Based on the odds ratios of statistically significant predictors, child sexual abuse perpetrators are four and a half times more likely to be female if they accessed daycare services and almost twice as likely to be female if they accessed legal services. Perpetrators were more likely to be female if they acquired family planning, educational, or transportation services as well.

**Table: 14 – Financial Services Binary Logistic Regression Model**

BLR – Financial Services		B	S.E.	Wald	df	Sig.	Exp(B)	95% C.I. for EXP(B)	
								Lower	Upper
Step 1 <sup>a</sup>	Daycare(1)	1.519	.084	329.200	1	.000	4.566	3.875	5.380
	Educate(1)	.458	.148	9.611	1	.002	1.580	1.183	2.111
	Employ(1)	-.037	.225	.027	1	.870	.964	.620	1.499
	FamPlan(1)	.574	.174	10.843	1	.001	1.775	1.261	2.497
	Housing(1)	.179	.136	1.735	1	.188	1.196	.917	1.560
	TransLiv(1)	-.519	.327	2.526	1	.112	.595	.313	1.129
	Legal(1)	.682	.141	23.436	1	.000	1.978	1.501	2.608
	Transprt(1)	.538	.111	23.314	1	.000	1.713	1.377	2.131
	Constant	-1.348	.015	8062.996	1	.000	.260		

Additionally group mean comparisons of the independent variables in this model show statistically significant differences between male and female perpetrators in the sample (see Tables: 15 & 16 below).



**Table: 15 – Financial Services Group Statistics**

<b>Group Statistics – Financial Services</b>	Per1Sex Perpetrator-1 Sex	N	Mean	Std. Deviation	Std. Error Mean
Day Care Services-Child	1 male	28553	1.99	.112	.001
	2 female	7494	1.94	.238	.003
Educational and Training Services	1 male	26455	1.99	.099	.001
	2 female	7350	1.97	.171	.002
Employment Services	1 male	27150	2.00	.056	.000
	2 female	7511	1.99	.088	.001
Family Planning Services	1 male	24778	2.00	.063	.000
	2 female	6823	1.99	.107	.001
Housing Services	1 male	28918	1.99	.092	.001
	2 female	7872	1.98	.140	.002
Independent and Transitional Living Svcs	1 male	27061	2.00	.054	.000
	2 female	7400	2.00	.054	.001
Legal Services	1 male	26465	1.99	.084	.001
	2 female	7096	1.97	.177	.002
Transportation Services	1 male	28348	1.98	.122	.001
	2 female	7598	1.96	.201	.002

**Table: 16 – Financial Services Group Comparisons by Perpetrator Gender**

<b>T-Test – Financial Services</b>	t	df	Sig. (2-tailed)	Mean Difference	95% Confidence Interval of the Difference	
					Lower	Upper
Day Care Services-Child	24.983	36045	.000	.048	.044	.051
Educational and Training Services	12.843	33803	.000	.020	.017	.023
Employment Services	5.636	34659	.000	.005	.003	.006
Family Planning Services	7.478	31599	.000	.008	.006	.010
Housing Services	8.738	36788	.000	.012	.009	.014
Independent and Transitional Living Svcs	.076	34459	.940	.000	-.001	.001
Legal Services	17.267	33559	.000	.025	.023	.028
Transportation Services	14.724	35944	.000	.027	.023	.031

**RQ4 = Do Victim or Offender Risk or Offense Characteristics Impact the Ability to  
Predict Perpetrator Gender in These Cases?**

**Victim Risk Factor Characteristics**

The National Data Archives, in the Child File construction and organization, lists a collection of variables as “risk factors” for victims. A model was contracted to investigate if victim risk factors have the potential to predict perpetrator gender. In the variables used with this model no problems were noted in terms of missing data, outliers, and multicollinearity. Data were analyzed with BLR using perpetrator gender as the dependent variable, and “Alcohol Abuse - Child,” “Drug Abuse - Child,” “Mental Retardation - Child,” “Emotionally Disturbed - Child,” “Visually or Hearing Impaired - Child,” “Learning Disability - Child,” “Physically Disabled - Child,” “Behavior Problem – Child,” “Other Medical Condition – Child,” and “Child was a Prior Victim,” as the independent variables. The regression model ( $n=26,663$ ,  $5,903$  females) shows a (chi square = 6.434,  $df=2$ ,  $p=.040$ ) which could suggest the model is not a *great* fit in that expected and observed values were not extremely close to one another. However, the significance of the HL statistic should be held tentatively due to the extremely large sample size and the fact that significance, in this case, could be thought of as a function of the sample (Maletta, H. & Ulrich, R., 2011). The model predicted the status of the dependent variable, based on the independent variables in the model with an accuracy level of 77.9%. Regarding the independent variables in the model, five were statistically significant at the  $p<.05$  level or below (see Table: 17 below). Based on the odds ratios of statistically significant predictors, child sexual abuse perpetrators are more than three times as likely to be female if the child is experiencing drug-use related problems, almost three times more likely to be female if the child has a physical disability, and almost

twice as likely to be female if the child has been a prior reported victim of abuse or maltreatment of any kind. The perpetrator appears to be more likely to be male if the child is listed as having mental retardation or behavior problems.

**Table: 17 – Victim Risk Factors Binary Logistic Regression Model**

BLR – Victim Risk Factors		B	S.E.	Wald	df	Sig.	Exp(B)	95% C.I. for EXP(B)	
								Lower	Upper
Step 1 <sup>a</sup>	CdAlc(1)	-.395	.261	2.286	1	.131	.674	.404	1.124
	CdDrug(1)	1.141	.182	39.531	1	.000	3.131	2.194	4.469
	CdRtrd(1)	-.629	.266	5.578	1	.018	.533	.316	.898
	CdEmotnl(1)	.028	.108	.069	1	.793	1.029	.833	1.271
	CdVisual(1)	-.296	.296	1.001	1	.317	.744	.417	1.328
	CdLearn(1)	.188	.145	1.684	1	.194	1.207	.908	1.603
	CdPhys(1)	1.002	.195	26.296	1	.000	2.724	1.857	3.996
	CdBehav(1)	-.330	.080	17.131	1	.000	.719	.615	.841
	CdMedicl(1)	.026	.100	.066	1	.797	1.026	.844	1.248
	ChPrior(1)	.686	.032	451.338	1	.000	1.987	1.865	2.117
	Constant	-1.451	.018	6301.820	1	.000	.234		

Group mean comparisons of the independent variables in this model show many statistically significant differences between male and female perpetrators in the sample (see Tables: 18 & 19 below). Of particular interest is the variable measuring the child's prior victimization where the mean difference between male and female perpetrators is considerable.

**Table: 18 – Victim Risk Factors Group Statistics**

<b>Group Statistics – Victim Risk</b>	<b>Perpetrator-1 Sex</b>	<b>N</b>	<b>Mean</b>	<b>Std. Deviation</b>	<b>Std. Error Mean</b>
Alcohol Abuse-Child	male	26912	2.00	.063	.000
	female	7135	1.99	.081	.001
Drug Abuse-Child	male	29795	1.99	.082	.000
	female	7607	1.98	.137	.002
Mental Retardation-Child	male	32301	1.99	.075	.000
	female	8011	1.99	.079	.001
Emotionally Disturbed-Child	male	32477	1.97	.175	.001
	female	8076	1.96	.202	.002
Visually Or Hearing Impaired-Child	male	29359	2.00	.070	.000
	female	7660	1.99	.097	.001
Learning Disability-Child	male	28474	1.99	.116	.001
	female	7506	1.98	.137	.002
Physically Disabled-Child	male	32295	2.00	.062	.000
	female	8001	1.99	.092	.001
Behavior Problem-Child	male	28231	1.95	.218	.001
	female	7350	1.94	.228	.003
Other Medical Condition- Child	male	29633	1.97	.170	.001
	female	7814	1.95	.224	.003
Prior Victim	male	47175	1.75	.435	.002
	female	12132	1.59	.491	.004

**Table: 19 – Victim Risk Factors Group Comparisons by Perpetrator Gender**

T-Test – Victim Risk Factors	t	df	Sig. (2-tailed)	Mean Difference	95% Confidence Interval of the Difference	
					Lower	Upper
Alcohol Abuse-Child	2.923	34045	.003	.003	.001	.004
Drug Abuse-Child	9.944	37400	.000	.012	.010	.015
Mental Retardation-Child	.541	40310	.589	.001	-.001	.002
Emotionally Disturbed-Child	4.846	40551	.000	.011	.006	.015
Visually Or Hearing Impaired-Child	4.769	37017	.000	.005	.003	.007
Learning Disability-Child	3.494	35978	.000	.005	.002	.009
Physically Disabled-Child	5.370	40294	.000	.005	.003	.006
Behavior Problem-Child	1.803	35579	.071	.005	.000	.011
Other Medical Condition-Child	10.053	37445	.000	.023	.019	.028
Prior Victim	34.116	59305	.000	.155	.146	.164

### Offender Personal Characteristics

Some personal characteristics of offenders have been studied, with the most focusing on the perpetrator's relationship to their victims. Findings from prior studies suggest that female offenders are more likely than males to offend on their own biological children and children in their care (Fehrenbach & Monastersky, 1998; Lewis & Stanley, 2000; O'Connor, 1987; Tsopleas, Spyridoula, & Athanasios, 2011; Wijkman, Bijlveld, & Henriks, 2010). To explore this area with more depth in this data, several variables were considered.

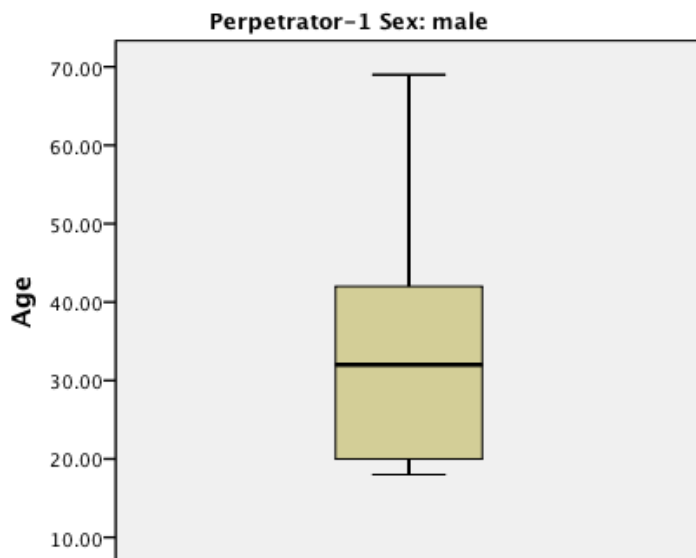
Exploring the age of offenders in these substantiated cases of child sexual abuse yielded results suggesting that male and female offenders are heterogeneous groups. The distribution of the ages in these reports suggests that while the mean age of offenders is similar, male (33.2) female (33.7), the distributions of perpetrator age do not follow a

similar pattern. It appears that male offenders tend to have offending behaviors represented in this data at an earlier age and appear to continue offending for a longer duration than females. The distribution of female offender age suggests that the female child sexual abuse perpetrators have offender behavior patterns for a shorter duration in their lifetimes with onset of these behaviors occurring later than males and other than a few outliers, an absence of offending behavior after the late 50's. For further information see the quartile distributions (Table: 20) below and boxplots (Figures: 3 & 4).

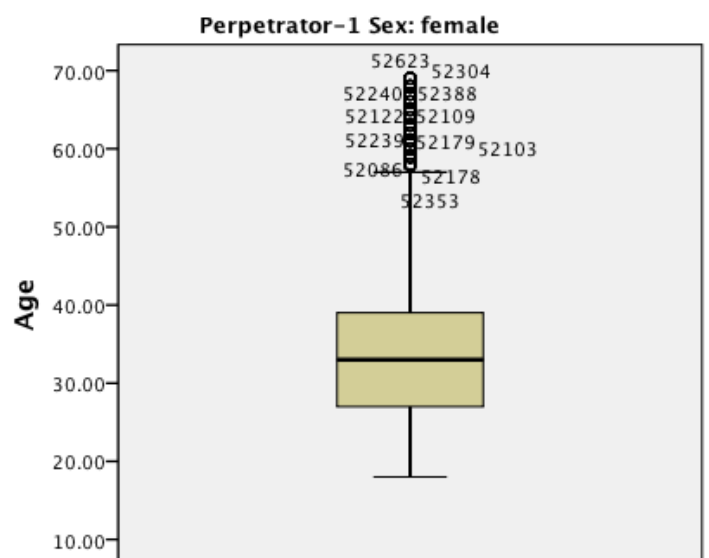
**Table: 20 – Quartile Distributions of Perpetrator Age Split by Gender**

Quartile Distribution Level Percentages	0%	25%	50%	75%	100%
Female Perpetrators	18 years of age	27 yoa	33 yoa	39 yoa	70 yoa or older
Male Perpetrators	18 years of age	20 yoa	32 yoa	42 yoa	70 yoa or older

**Figure: 3 – Boxplot Distribution of Male Perpetrator Age Ranges**



**Figure: 4 – Boxplot Distribution of Female Perpetrator Age Ranges**



A model was constructed to measure the ability to predict perpetrator gender based on parental status, whether or not the perpetrator was a caretaker, and whether or not a perpetrator had been reported as a suspect in any substantiated prior allegations of abuse or neglect. With the variables used with this model no problems were noted in terms of missing data, outliers, and multicollinearity. Data were analyzed with BLR using perpetrator gender as the dependent variable, and “Perpetrator 1 - Parent,” “Perpetrator 1 – Step Parent,” “Perpetrator 1 – Adoptive Parent,” “Perpetrator 1 – Was a Caretaker,” Perpetrator 1 – Prior Abuser,” as the independent variables. The regression model ( $n=21,066, 8,418$  females) shows a (chi square = 17.107,  $df=5$ ,  $p=.004$ ) which could suggest the model is not a *good* fit in that expected and observed values were not extremely close to one another. However, the significance of the HL statistic should be held tentatively due to the extremely large sample size and the fact that significance, in this case, could be thought of as a function of the sample (Maletta, H. & Ulrich, R., 2011). The model predicted the status of the dependent variable, based on the independent variables in the model with an accuracy level of 66.1%. Regarding the independent variables in the model, all were statistically significant at the  $p<.000$  level or below (see Table: 21 below). Based on the odds ratios of statistically significant predictors, child sexual abuse perpetrators are four and a half times more likely than the norm to be female if the perpetrator is the biological parent of the victim, and almost three times more likely to be female if the perpetrator is an adoptive parent. The perpetrator is more likely to be male if they are listed as a stepparent to the victim. Further they are more likely to be female if they are listed as a caretaker and almost twice as likely to be female if they are listed as a prior abuser.

**Table: 21 – Offender Characteristics Binary Logistic Regression Model**

BLR - Offender Characteristics	B	S.E.	Wald	df	Sig.	Exp(B)	95% C.I. for EXP(B)	
							Lower	Upper
Per1 Bio Prt	1.541	.089	299.620	1	.000	4.671	3.923	5.562
Per1 Step Prt	-1.807	.130	194.491	1	.000	.164	.127	.212
Per1 Adopt Prt	1.025	.145	49.853	1	.000	2.787	2.097	3.704
Per1 Caretaker	.449	.106	18.002	1	.000	1.567	1.273	1.928
Per1 Pior Abuser	.606	.033	333.322	1	.000	1.833	1.718	1.957
Constant	-2.088	.138	230.065	1	.000	.124		

To explore the gendered implications of the relationship between offender and victim further an assessment of “Perpetrator 1 – Relationship to Victim” variable was conducted. As is seen below in (Table: 22) when exploring the complexity of relationships between victim and offender, when female offenders are involved, they are the parent of the victim in almost 80% of cases. While the parental category is the highest among male offenders (31.3%), males also tend to show more variability in relationships with their victims described as other relatives, unmarried partners to the victims parent, or friend or neighbor to the victims family.



**Table: 22 – Descriptive Statistics on Perpetrator & Victim Relationships**

<b>Descriptive Statistics – Perpetrator 1 Relationship to Victim</b>	<b>Gender</b>	<b>Frequency</b>	<b>Percent</b>
parent	Female	10498	77.8
	Male	15965	31.3
other relative (non foster parent)	Female	1280	9.5
	Male	14214	27.9
relative foster parent	Female	23	.2
	Male	27	.1
nonrelative foster parent	Female	44	.3
	Male	107	.2
group home or residential facility staff	Female	42	.3
	Male	134	1.5
child daycare provider	Female	120	.9
	Male	785	1.5
unmarried partner of parent	Female	217	1.6
	Male	4415	8.7
legal guardian	Female	46	.3
	Male	73	.1
other professionals	Female	71	.5
	Male	286	.6
friends or neighbors	Female	100	.7
	Male	1569	3.1
foster parent	Female	11	.1
	Male	42	.1
other	Female	663	4.9
	Male	10129	19.9
unknown or missing	Female	327	2.4
	Male	2032	4
Total	Female	13442	99.6
	Male	49778	97.7
System missing	Female	50	.4
	Male	1192	2.3
Total	Female	13492	100.0
	Male	50970	

Additionally group mean comparisons of several independent variables in this model reveal consistent statistically significant differences between male and female perpetrators in the sample (see Table: 23 below).

**Table: 23 – Group Comparisons of Relationship Based on Perpetrator Gender**

T-Test – Offender Personal Characteristics	t	df	Sig. (2-tailed)	Mean Difference	95% Confidence Interval of the Difference	
					Lower	Upper
Perpetrator-1 Relationship	46.597	63218	.000	15.888	15.220	16.557
Perpetrator-1 As A Parent	31.344	24917	.000	.679	.636	.721
Perpetrator-1 As A Caretaker	29.622	61683	.000	.494	.461	.527
Perpetrator-1 Age at Report	12.591	64460	.000	2.144	1.811	2.478
Perpetrator-1 Prior Abuser	42.717	56411	.000	.178	.170	.186

### Offender Risk Factor Characteristics

The National Data Archives, in the Child File construction and organization, lists a collection of variables as “risk factors” for offenders as well as victims. Current literature has suggested the mediating effects of several areas related to these variables such as mental health and substance abuse in female sexual offenders. A model was contracted to investigate whether these offender risk factors have the potential to predict perpetrator gender. In the variables used with this model no problems were noted in terms of missing data, outliers, and multicollinearity. Data were analyzed with BLR using perpetrator gender as the dependent variable, and “Alcohol Abuse - Caretaker,” “Drug Abuse - Caretaker,” “Mental Retardation - Caretaker,” “Emotionally Disturbed - Caretaker,” “Visually or Hearing Impaired - Caretaker,” “Learning Disability - Caretaker,” “Physically Disabled - Caretaker,” “Other Medical Condition – Caretaker,” and “Domestic Violence (in the home),” as the independent variables. The regression model ( $n=28,079$ ,  $5,740$  females) shows a (chi square = 27.891,  $df=2$ ,  $p=.000$ ) which could suggest the model is not a *good* fit in that expected and observed values were not extremely close to one another. However, the significance of the HL statistic should be held tentatively due to the extremely large sample

size and the fact that significance, in this case, could be thought of as a function of the sample (Maletta, H. & Ulrich, R., 2011). The model predicted the status of the dependent variable, based on the independent variables in the model with an accuracy level of 80.2%. Regarding the independent variables in the model, eight of the nine were statistically significant at the  $p < .000$  level or below (see Table: 24 below). Based on the odds ratios of statistically significant predictors, child sexual abuse perpetrators are nearly three and a half times as likely to be female if they are experiencing drug-use related problems, and contrary to the state of some literature are more likely to be female if they are experiencing alcohol related problems. Further the perpetrator is more than twice as likely to be female if they are identified as mentally “retarded” or having emotional problems and are more likely to be female if they experience learning, physical, or other medical disabilities. Additionally perpetrators are nearly two and a half times as likely to be female if there are issues of domestic violence associated with the family.

**Table: 24 – Offender Risk Factors Binary Logistic Regression Model**

BLR – Offender Risk Factor Characteristics		B	S.E.	Wald	df	Sig.	Exp(B)	95% C.I. for EXP(B)	
								Lower	Upper
Step 1 <sup>a</sup>	FCAlc(1)	.370	.080	21.628	1	.000	1.448	1.239	1.693
	FCDrug(1)	1.235	.056	490.118	1	.000	3.439	3.083	3.836
	FCRtrd(1)	.767	.187	16.851	1	.000	2.154	1.493	3.108
	FCEmotnl(1)	.853	.092	85.773	1	.000	2.348	1.960	2.813
	FCVisual(1)	-.388	.279	1.929	1	.165	.678	.392	1.173
	FCLearn(1)	.479	.132	13.059	1	.000	1.614	1.245	2.092
	FCPhys(1)	.595	.124	22.915	1	.000	1.814	1.421	2.314
	FCMedicl(1)	.428	.109	15.519	1	.000	1.535	1.240	1.900
	FCViol(1)	.915	.042	468.758	1	.000	2.498	2.299	2.713
	Constant	-1.658	.018	8854.995	1	.000	.191		

Group mean comparisons of several independent variables in this model show many statistically significant differences between male and female perpetrators in the sample (see Tables: 25 & 26 below).

**Table: 25 – Offender Risk Factors Group Statistics**

<b>Group Statistics – Offender Risk</b>	Per1Sex Perpetrator-1 Sex	N	Mean	Std. Deviation	Std. Error Mean
FCAlc Alcohol Abuse-Caretaker(s)	1 male	27819	1.97	.174	.001
	2 female	6915	1.92	.273	.003
FCDrug Drug Abuse-Caretaker(s)	1 male	27810	1.96	.205	.001
	2 female	6933	1.83	.373	.004
FCRtrd Mental Retardation-Caretaker(s)	1 male	24420	2.00	.059	.000
	2 female	6316	1.98	.126	.002
FCEmotnl Emotionally Disturbed-Caretaker(s)	1 male	25173	1.98	.143	.001
	2 female	6658	1.93	.257	.003
FCVisual Visually or Hearing Impaired-Caretaker	1 male	24446	2.00	.053	.000
	2 female	6233	2.00	.059	.001
FCLearn Learning Disability-Caretaker(s)	1 male	23567	1.99	.099	.001
	2 female	6129	1.97	.157	.002
FCPhys Physically Disabled-Caretaker(s)	1 male	24742	1.99	.095	.001
	2 female	6325	1.97	.159	.002
FCMedicl Other Medical Condition-Caretaker(s)	1 male	24612	1.98	.129	.001
	2 female	6325	1.97	.179	.002
FCViol Domestic Violence	1 male	36997	1.92	.279	.001
	2 female	9807	1.81	.395	.004

**Table: 26 – Offender Risk Factors Group Comparisons by Perpetrator Gender**

T-Test – Offender Risk Characteristics	t	df	Sig. (2-tailed)	Mean Difference	95% Confidence Interval of the Difference	
					Lower	Upper
Alcohol Abuse-Caretaker(s)	18.761	34732	.000	.050	.045	.055
Drug Abuse-Caretaker(s)	36.931	34741	.000	.123	.116	.129
Mental Retardation-Caretaker(s)	11.497	30734	.000	.013	.010	.015
Emotionally Disturbed-Caretaker(s)	21.094	31829	.000	.050	.046	.055
Visually or Hearing Impaired-Caretaker	.916	30677	.360	.001	-.001	.002
Learning Disability-Caretaker(s)	9.347	29694	.000	.015	.012	.018
Physically Disabled-Caretaker(s)	10.892	31065	.000	.017	.014	.020
Other Medical Condition-Caretaker(s)	8.201	30935	.000	.016	.012	.020
Domestic Violence	31.156	46802	.000	.109	.102	.115

**RQ5 = To What Degree is Child Sexual Assault Substantiation Impacted by Perpetrator Gender?**

Most models in this study have proven to show substantial differences based on perpetrator gender, and in the case of substantiation of allegations it appears, on the surface, to hold true as well. When the larger sample (including unsubstantiated and unfounded cases) was recoded to examine the impact of gender (DV) on substantiation (IV) in sexual abuse allegations a difference of significance was observed ( $n=51,607$ ,  $t=10,123$ ,  $df=51,695$ ,  $p<.000$ ). The mean difference was observed to be .04098 on a scale from 0 to 1.

By investigating the question a little differently findings may reflect a more pervasive gendered difference in regard to what percentages of cases among multiple maltreatment types appear to be influenced by perpetrator gender. A larger working sample was used to assess the distribution of gender across multiple maltreatment types.

(Table: 27) below displays the findings when the sample was filtered to include all cases involving “Perpetrator 1” and a recoding of the disposition variable to compare cases that were specifically substantiated against all other disposition outcomes. The findings of the comparison suggest that in total numbers there is very little difference between the amount of cases that are substantiated, when cross-tabulated, by perpetrator gender. However the data may suggest that cases of physical abuse and medical neglect which involve a female perpetrator are substantiated at higher rates, while cases of sexual abuse may be substantiated at higher rates when male perpetrators are involved. Further investigation in this area is warranted, but it is not necessarily a component of this project. For the purpose of this study it could be suggested that child sexual abuse cases involving male perpetrators are substantiated at slightly higher levels than those involving a female primary perpetrators.

**Table: 27 – Maltreatment Type Substantiation Rates by Perpetrator Gender**

Perpetrator-1 Sex by Maltreatment Type		Maltreatment 1 Disposition recode		Total % of cases substantiated
		Not substantiated	Substantiated	
physical abuse	Male	5702	43933	79.3%
	Female	6967	48241	87.4%
neglect or deprivation of necessities	Male	5353	135366	96.2%
	Female	14311	304205	95.5%
medical neglect	Male	130	990	88.4%
	Female	523	5367	91.1%
sexual abuse	Male	3545	43212	92.4%
	Female	577	4363	88.3%
psychological or emotional maltreatment	Male	822	16537	95.3%
	Female	532	10284	95.1%
Total	Male	15572	259164	94.3%
	Female	22959	385017	94.4%

### **Conclusion of Findings**

Several research questions and the models developed to explore them were detailed in chapter four with findings suggesting that perpetrator gender has a great impact on the manner by which offenses occur, offender and victim risk profiles are assessed, cases are managed, and services are accessed. A more focused discussion of these findings will be given in chapter five, including the implications, and future directions for research in the area.

## **Chapter 5 | Discussion**



This investigation of gender, in the context of child sexual abuse and the response to it, holds the potential to further several discussions. The first of these discussions revolves around the differential nature of female sexual offending. This is an area that has been rarely investigated and the call for further research on the subject is frequent. This project also has the potential to inform issues of child protective service delivery and begin a conversation around decision-making as it involves these cases, and the impact of perpetrator gender on them. Finally, this research has the potential to add to a conversation around differential judicial responses as associated with perpetrator gender and child protection. In short there are multiple ways this research could add to the knowledge base and discussions involving various issues associated with child welfare & protection, child sexual offending behavior, female sexual offending, child sexual abuse identification and investigation, social service delivery, and the manner by which perpetrator gender mediates all these areas. Implications for this research have the potential to affect change in practice, research, and policy domains in local, national, and international contexts. The discussion will be organized by the themes guiding research questions associated with the project.

### **Demographic and Victim Characteristics**

#### **Incident Reporting**

As noted in chapter two as well as the findings section, one of the primary alerts to the need for research in this area is the disparity between rates of documented incidents of female sexual abuse perpetration and the rates of female sex offender representation in general prison populations in the US. Somewhere between the offenses occurring and the social systems empowered to deal with them, there is a critical gap. We are systematically

missing an opportunity to intervene, and missing it in a gendered capacity. This allows for particular populations of offenders to evade detection and/or prosecution and sentencing.

The data from this study corroborates findings from previous research reasserting that slightly over 20% of substantiated child sexual abuse cases that are reported to CPS in the United States involve a primary perpetrator who is female. The implications of this finding could help to influence multiple streams of child abuse investigation. This evidence may add to the knowledge base by furthering a conversation started some 25 years; this *unspoken-of* group of victims and offenders exists, and we must acknowledge the significant presence of females who sexually offend on children, in both direct practice and policy. In all cases of child sexual abuse reported to child protective services for the year 2010, a female perpetrator was identified in one out of every five substantiated cases as the first listed or theoretically implied primary perpetrator. When two perpetrators were listed the number of females identified as co-offenders in a secondary capacity was over 42%. Failure to accept this empirical reality of female involvement in child sexual abuse perpetration has significant implications for the health, safety, and wellbeing of our nation's children.

### **Victim Gender**

Another facet of this investigation that found concurrence with the state of the literature was that female offenders are in fact less discriminate about the gender of their victims. These findings continue to add to the discussion around female sexual offenders being fundamentally different than males in their offense patterns. Assumptions around victim gender may have been based largely on myths and biased information; therefore, we cannot assume there was an empirical baseline for testing. As expected prior to analysis, the data indicated male child sexual offenders to be more likely to offend on female victims

with a rate of around 80%. While females were expected to be less discriminant about victim gender it was not anticipated that they would also show a distinct preference in the data toward female victims (68%). This is an interesting finding for several reasons. First, it not only reinforces the notion that female offenders are less discriminant about victim gender than their male counterparts, moreover, it suggests they are more likely to be reported as having female victims, particularly in the context of CPS cases. These findings have noteworthy implications for child sexual abuse intervention and investigation improvements.

This is a finding with significant implications when discussing the mythology that surrounds child sexual abuse perpetration. Ideas of gender preference and situational versus preferential child sexual abuse victim selection need to be explored further in order to more fully investigate the meaning of these results. However, the findings associated with data from this project provide a meaningful first step in that while the gender of female sex offender victims has been noted to be more varied than that of male offenders few studies have had the capacity to investigate the topic from such a significant data pool and further even fewer produced findings so dramatically leaning toward a likelihood of females sexual offending to be focused on female victims.

### **Victim Age**

Perhaps the biggest myth associated with the phenomenon of female sexual offending behaviors is the one most aggressively reinforced by major media markets of the day; that females sexual offenders are primarily a group of young high school teachers who have romantic relationships with boys teetering on the borderline of legal consent and adulthood. According to the literature, and further confirmed in the data of this study,

nothing could be further from the truth. Female offenders in this data had a lower mean age of their victims (9.43 vs. 10.77) as compared to males and had a wider distribution in age of their victims as well (*quartiles* = female 5, 9, 14, 18 & male 7, 11, 14, 18). While both male and female groups appeared to have similar distributions of offenses with older children, males tended to systematically sexually abuse younger children *less* frequently than females. The majority of this distribution difference speaks to how the reality of female sexual offending is quite the opposite of the myths perpetuated about it. Female offenders in this data were more likely to have younger victims than males, and for the distributions of their victims to veer toward considerably younger victims.

### **Referral for Prosecution**

Differences in offense patterns as related to victim age and gender may have played a role regarding which females were referred to prosecution. The data from this study suggests females were referred to the police or prosecuting attorney in a similar fashion but slightly more often than males (72% vs 69%). Herein lies one of the more insightful case level characteristics of the study. As mentioned above, while females tend to make up roughly 20% of child sexual abuse perpetrators, they are closer to 1% of sex offenders in our prison populations. One of the focuses of this project was to ascertain if any empirical clues existed that could lead to better identification of gaps in the CPS and criminal justice systems. It appears, that while females may have significantly different experiences in the CPS systems than males, they are still being referred for prosecution at slightly higher rates in substantiated sexual abuse cases. However it appears something is occurring after this prosecutorial referral that could be mediating the adjudication in these cases. Further research is needed to assess gendered implications in the prosecution of these cases.

### **System Entry**

While male and female offenders were referred out of the system in similar ways, they did not necessarily come into the system through the same paths. The data in this project showed that male offenders in the United States were referred to CPS, by law enforcement, nearly 30% more often than females. Further research is needed in this area to assess if males may be reported to law enforcement at different rates than females or if females are not being referred out of the criminal justice system in the same ways that male offenders are. Male offenders were also slightly more likely to be referred into the system by medical or mental health personnel, as well as non-offending parents. Females were reported to the CPS system at more than twice the rate of males when the reporting party was listed as an “other relative,” “friend,” “neighbor,” or “anonymous” source. Additional research is needed to try and assess this pattern. Could it be related to female offenders being more likely to confide their offense with others close to them, or an unwillingness or bias against reporting males? This study does not tell us why these behavioral trends are occurring, but the fact that they are speaks to the larger problem of gender as a social construction and the way that offenders are treated differently based on their sex. Additional research is needed in this area, particularly as it intersects the taboos and myths that so often accompany discussions of sexual victimization and child abuse.

### **Case Characteristics**

#### **Social & Economic Status**

Several theoretically informed models were developed to explore the ability to predict perpetrator gender based on clustered variables of case level characteristics. The

first among these models was social and economic status. The data indicates that living in what could be considered inadequate housing or receiving public assistance are predictors of increased likelihood that the offender in the case is female. Of particular interest in this model was inadequate housing. If a family met the needed criteria to be described as living in inadequate housing, there was nearly a four times greater likelihood that the person listed as “Perpetrator 1” was female. It could be suggested that this model speaks to the complexity and economic vulnerability associated with female sexual offenders. Research has suggested that many female perpetrators have had extensive trauma histories and endure layers of vulnerability and that this experience makes them both victims and offenders (Lewis & Stanley, 2000). The data in this study underscores the need for further research to assess the complex relationship between female sexual offending and poverty. The development of a better understanding of how these things are related could lead to the possibility of the utilization of emergent resource allocation and financial empowerment tools as a means of intervention to reduce sexual victimization rates among children.

### **Mental Health & Substance Abuse**

This study corroborated past research, indicating that female sexual offenders may suffer from more substantial levels of mental health disorders than their male counterparts. By utilizing service delivery variables in the dataset, a model was constructed to assess mental health, counseling, and substance abuse services accessed by child sexual offenders. One of the more interesting findings in this area was that female offenders showed to access substance abuse services at much higher rates than males. This is a finding contrary to other samples where research has suggested that male offenders tend

to have higher levels of substance abuse problems than females. A further area of investigation suggested by the data may include assessing the dynamics of service utilization patterns. With these contrary findings questions could be raised relating to if female offenders truly have higher levels of substance abuse problems than their male counterparts, or if they may be offered, or are more accepting of, services at higher levels than males. Previous research associated with service utilization patterns has suggested females are willing to access and accept services at higher rates than males (Bertakis, et al, 2000). An investigation into service utilization patterns, specifically associated with child sexual abuse perpetrators, could prove insightful in a gendered context particularly if those services are accessed prior to criminal judicial proceedings.

### **Family Centered Services**

Many services associated with child protection are centered on the dynamics of safety in the context of family systems. The data in this study revealed that females are at a higher likelihood to receive some family centered services, and particularly services centered on case management and family preservation. In these cases of substantiated child sexual abuse, further investigation is needed to assess why cases involving female offenders are systematically being offered higher levels of family preservation and case management services than cases involving males. Some of the findings of this model support prevailing conceptualization of service receipt in that cases involving male offenders have higher levels of family support services offered, and that cases involving female offenders are more likely to access foster care services. Considering females tend to be primary parental caregivers at higher rates than males, the findings in reference to these two variables could be associated with the family dynamics of single parenthood and

higher levels of female parental status. In short, every family centered service, from post investigation services to juvenile court petitions, demonstrated significant differences when compared by the gender of the primary perpetrator. Cases involving female perpetrators showed to have higher levels of service utilization patterns than males on a consistent basis.

### **Financial Services**

When services that could be seen as a financial benefit to the family unit were clustered, substantial differences were observed as well. Daycare, education, transportation, family planning, and legal services were all significant predictors that the perpetrator in the case was female. These are important variables to consider, as while female offenders appear to have been referred out of these cases in a similar manner to males, the data suggests they may have had higher levels of access to services that could have helped them be more financially independent upon case closure. This could create a situation where one group of offenders is being systematically provided with a higher likelihood for success and independence as they transition out of the CPS system. Previous research has suggested that between the point of the offense occurring and the place where people are being punished/corrected for their actions, there is a substantial drop off in the female offending population. Further research is needed to assess if higher levels of financially based services could be playing a role in this phenomenon.

### **Risk & Offense Characteristics**

This dataset in its original form was compiled, sorted, cleaned and organized by personnel at the National Data Archives on Child Abuse and Neglect. As a part of their process they identified specific case level variables that were thematically related to not



only characteristics of the particular offenses, but also personal characteristics of victims and offenders that could be thought of as domains that increase an individual's risk for personal victimization or maltreatment perpetrations.

### **Victim Risk Factors**

When the victim risk characteristics were assembled in a model several of them proved to be strong predictors of sexual abuse perpetrator gender. Among these, if a child was listed to have behavior problems, or to be “mentally retarded” the likelihood of their perpetrator being male was increased. If the child was listed to have drug related problems or a physical disability the likelihood that their perpetrator was female was increased by approximately three times. Further, if a child was a prior victim of abuse or maltreatment their likelihood of having a female perpetrator was almost doubled.

These findings may inform future investigation of risk windows for potential victims. The data suggests there are particular case level victim characteristics that could help identify children at higher levels of risk for specific types of abuse perpetration. Future interventions could utilize this kind of data to target prevention efforts to specific populations.

### **Offender Personal Characteristics**

Much like the personal characteristics of victims listed above, there were several specific personal characteristics of offenders that spoke to the gendered differences between groups. The first of these, and one of the most significant, was that of offender age. While the distribution of victims' age ranges was substantially larger for female perpetrators, the distribution of perpetrator ages was significantly smaller. The data suggests that as a population female perpetrators tend to have significantly smaller

window of offending in their lifespans when compared to that of males. Furthermore, the onset of their offending behaviors, or the substantiated reporting thereof, tends to start considerably later than that of male offenders. This would suggest that male offenders might begin offending at earlier life stages and continue slightly longer than females. Offending behaviors in both groups declined after forty years of age, and sexual offending behavior in the female cohort was nearly non-existent past sixty years of age.

Parental status was a highly differential variable when comparing the groups. When the perpetrator was a biological parent the data suggested that the offender was over four and a half times more likely than the norm to be female. Being listed as an adoptive parent or caretaker also increased the perpetrator's odds of being female. In contrast when the perpetrator was listed as a stepparent they were more likely to be male. One of the more substantial predictors of gender, in this model, was that of the perpetrator having a history of some type of perpetration of child abuse or maltreatment. Females were nearly twice as likely to have a history of prior abuse or maltreatment perpetration (any maltreatment type), and further investigation is warranted to assess the impact of perpetrator gender in the larger context of parental reunification standards to determine how people listed as prior abusers are granted access to children and to what degree perpetrator gender mediates those decisions either latently or explicitly.

As the data were assessed more specifically for the relationships between offender and victim, it was determined in this national sample female offenders were far more likely to be listed as the victim's parent (77.8%) than males (31.3%), whereas males were more likely to be listed as other relatives, unmarried partners, or friends and neighbors. Offender personal characteristics seem to suggest in the most broad context that female

offenders are much more likely to offend on their own biological children, and much less likely than males to offend on the children of others. Multiple studies are needed to assess this dynamic further. This includes research to investigate the differential nature of attachment and boundary development among child sexual abusers and issues as related to access to children in general. As with many of the models in this study, the degree of access to children could have a substantial impact on the manner by which this data is collected and in the larger context the manner by which these offenses occur.

### **Offender Risk Factors**

When offender risk categories were explored in a manner as to assess their ability to predict child sexual perpetrator gender, the data suggested that alcohol and drug use, as well as mental, learning, emotional, physical, medical and other problems in the lives of perpetrators had the ability to predict the perpetrator gender was female. Further the presence of domestic violence in the home increased the likelihood of a female being listed as the primary perpetrator by almost two and one half times. These variables speak to the fact that female sexual offenders could be a group people dealing with complicated and complex layers of trauma, disability, illness, vulnerability, and circumstance that could be adding to their inappropriate boundary development and offending behaviors. Based on this data female offenders may be entirely different from male offenders; the complexity of their life experience, which could be influencing their deviant behavior, may be a phenomenon substantially different than that of the male offender experience. Further research is needed to more fully investigate this area.

### **Substantiation**

While overall or total substantiation rates among maltreatment types proved to be fairly equal between male and female perpetrators, sexual abuse substantiation rates were seen to be slightly higher among males (92.4%) than females (88.3%). This suggests that, of the cases reported to CPS, the ones that involve female offenders are slightly less likely to be found as substantiated by investigating personnel. This is not a trend that holds true for other maltreatment types where substantiation rates appear to be more closely matched, or where females are more likely to have substantiated findings such as medical neglect or physical abuse. Many factors could play into this including the types of cases being reported to CPS and the gendered differences as associated with reporting or referral sources. While investigation is needed to further assess those topics it should also be focused on evaluating the impact of socially imposed gender role ideologies' held by caseworkers and investigators on the substantiation of child sexual abuse cases.

### **Moving Forward**

#### **Practice**

This is a study that could hold substantial practice based implications to improve service delivery in regards to the investigation of, and interventions associated with, child sexual abuse. The first, and foremost, of these is that this information should be used to educate investigators and other service delivery providers that female child sexual abuse is a real phenomenon and that it is a very different occurrence than is portrayed by the myths associated with and perpetuated about it. The data of this project suggests that female sexual offenders account for around 1/5 of child sexual abuse cases and that their offending behaviors and victim profiles are distinctly different than those of male child

sexual offenders. This information has the potential to influence child sexual abuse investigations, from the manner by which reports and allegations are accepted into investigative services, to the types of questions asked in forensic interviews, to the dispositions upon case closure.

Another important area this investigation could add to is that of offender treatment. The data of this project suggests that not only are female offense and victim profiles different than those of males, but that their own personal circumstances are quite dissimilar as well. From the multi-intersectionality of substance abuse, mental health, disability, violence, social and economic status, and other life stressors, female sexual offenders appear to have substantial levels of personal problems that may be responsive to intervention. Considering that few female specific sex-offender treatment programs exist, the findings of this project suggest that, if created, female sex-offender treatment programming should work to simultaneously address the complexity in life experiences of these women as well as their specific offending behaviors. Previous research has suggested that female offenders have endured substantial levels of personal traumatization in their histories (disproportionate of that with males), and although past personal traumatization could not be *directly* assessed in this study the findings suggest that problems in their lives continue to reflect possible trauma histories. Female specific sexual offender treatment modalities need to address the complexity of the lived experience of these women if they wish to be successful. Power and control based treatment models, as may be used with males, may not translate to a female specific treatment context. This study, as well as others, suggests attachment-based strategies could prove more useful. Further research focused on treatment that takes into account risk factors such as domestic violence, SES,

drug and alcohol abuse, and disabilities could prove useful in a reduction of recidivism with female offenders.

Further practice implications for the findings of this study could be related to victim (survivor) treatment. Of particular importance could be the use of this data to address worker/clinician biases and assumptions as related to the experience of their clients. By using the findings of this study to better educate workers about female sexual offending they could become better prepared to provide treatment and to ask questions, and illicit information, relevant to their client's personal experience. This information could also empower workers to help prepare survivors for more full disclosures, and to help clients normalize experiences involving female sexual abusers by providing information about the reality of frequency as related to these experiences.

Data from this study suggests that some children may be at a higher risk for victimization at the hands of women. Particularly these are younger children, children who have been previous victims of abuse and neglect, and the biological children of women with significant personal risk factors of their own. All of these factors could be used to improve and target, both existing and future, prevention efforts. These prevention efforts could be focused on child centered and perhaps even more importantly bystander prevention programs.

### **Policy**

From a policy-based perspective this research holds multiple implications as well, including child protective service delivery, training, and CPS worker professional development. Case workers and investigators need to be made aware of actual rates of child sexual abuse and the manner by which myths, biases, and socially imposed gender

role ideations of perpetrator gender can influence investigation, disclosure, and overall identification of child sexual offenses.

Further efforts should be made to institute policies to evaluate how decisions on service delivery are being made. Data from this study suggests that services are being offered, accepted, and utilized in radically different ways based on perpetrator gender. The majority of these services are being offered at significantly higher rates to female offenders than they are males. This could be positioning female offenders to be more resilient by the time they arrive at the criminal sentencing phase of their legal process, and thus could be contributing the gendered inequity in child sexual abuse sentencing. Policy evaluation should be implemented to assess if these service delivery patterns are a product of policy or something more subjectively associated with service worker decision-making.

## **Research**

As has been mentioned throughout chapters four and five extensive continued research is needed to assess the gendered implications of findings associated with this project. While data from a national level project like this can show indications, for example, that female sexual offenders tend to have higher levels of mental health and substance abuse problems than males, it does not address why they have those problems or how interventions addressing those problems could ultimately influence child sexual abuse perpetration rates. These are the next steps needed to better understand the phenomenon.

Future research should focus on using this data to identify areas of “why,” as opposed to “what.” For example this project identified that in our national child protective system we see female child sexual offenders are more likely to offend on significantly younger children, and their own biological children as well. Future projects may investigate

the causes of child sexual abuse perpetration in these cases and how we can develop mechanisms of intervention to address these problems in a more compelling manner. We will likely long continue to need services that address the effects of child sexual abuse, after the offenses have been committed, but this study has laid a groundwork that could be used to address aspects of child sexual offending behavior that could be influential of treatment and ultimately preventative approaches that can seek to reduce overall levels of victimization. This research has highlighted gendered differences in behavior in a way that has the potential to inform future research focused on the development of that behavior, and ultimately the reduction of it as well.

### **Closing**

Ultimately, this research study moves the literature base closer to the goal of violence reduction through a better understanding of the development of criminal behavior and the mechanisms by which we, as a society, employ to deal with it. A great deal more work is needed to address the concern of violence and abuse, but this research is a step toward a better understanding several seldom-explored areas. Female sexual offending is an area that has only within the past 25 years been explored with any focus and an area in which a great deal more research is needed. This project has aimed to investigate this phenomenon and at the same time explore the gendered differences in investigation and service delivery as associated with child protective services on a national level. It is the purpose of this project to advance research in areas associated with not only psychopathology and offense and victimization patterns, but also service delivery and protective systems effectiveness. While this study has produced many important findings,



this is merely the extension of a career long investigation toward the goal of affecting change on multiple levels.

**Appendix 1 - Possible Variable List (from Chapter 3)****Possible Dependent Variables**

Variable #96

**Per1Sex** Perpetrator-1 Sex

The gender of the perpetrator at the time of the report.

***Value Value Label***

1. male
2. female
9. unknown or missing

Variable # 115

**Per2Sex** Perpetrator-2 Sex

The gender of the perpetrator at the time of the report.

***Value Value Label***

1. male
2. female
9. unknown or missing

Variable # 134

**Per3Sex** Perpetrator-3 Sex

The gender of the perpetrator at the time of the report.

***Value Value Label***

1. male
2. female
9. unknown or missing

**Possible Filtering Variables**

## Variable #29

**ChMal1** Maltreatment-1 Type

A particular form of child maltreatment that is determined by investigation to be substantiated or indicated under State law such as physical abuse, neglect or deprivation of necessities, sexual abuse, psychological or emotional maltreatment, and other forms included in State law.

*This is the first type of maltreatment reported on the child victim's record. If a maltreatment is reported in this field then a maltreatment level should be provided in the corresponding maltreatment disposition level field ("Mal1Lev")*

**Value Value Label**

1. physical abuse
2. neglect or deprivation of necessities
3. medical neglect
4. sexual abuse
5. psychological or emotional maltreatment
6. no alleged maltreatment
8. other
9. unknown or missing

## Variable #30

**Mal1Lev** Maltreatment-1 Disposition Level

The disposition of alleged Maltreatment-1 Type (See field ChMal1).

**Value Value Label**

1. substantiated
2. indicated or reason to suspect
3. alternative response victim
4. alternative response nonvictim
5. unsubstantiated
6. unsubstantiated due to intentionally false

- 7. closed-no finding
- 8. no alleged maltreatment
- 88. other
- 99. unknown or missing

#### Variable #31

##### **ChMal2 Maltreatment-2 Type**

A particular form of child maltreatment that is determined by investigation to be substantiated or indicated under State law such as physical abuse, neglect or deprivation of necessities, sexual abuse, psychological or emotional maltreatment, and other forms included in State law.

*This is the second type of maltreatment reported on the child victim's record. If a maltreatment is reported in this field then a maltreatment level should be provided in the corresponding maltreatment disposition level field ("Mal2Lev")*

##### **Value Value Label**

- 1. physical abuse
- 2. neglect or deprivation of necessities
- 3. medical neglect
- 4. sexual abuse
- 5. psychological or emotional maltreatment
- 6. no alleged maltreatment
- 8. other
- 9. unknown or missing

#### Variable #32

##### **Mal2Lev Maltreatment-2 Disposition Level**

The disposition of alleged Maltreatment-2 Type (See field ChMal2).

##### **Value Value Label**

- 1. substantiated
- 2. indicated or reason to suspect

- 3. alternative response victim
- 4. alternative response nonvictim
- 5. unsubstantiated
- 6. unsubstantiated due to intentionally false
- 7. closed-no finding
- 8. no alleged maltreatment
- 88. other
- 99. unknown or missing

#### Variable #33

##### **ChMal3 Maltreatment-3 Type**

A particular form of child maltreatment that is determined by investigation to be substantiated or indicated under State law such as physical abuse, neglect or deprivation of necessities, sexual abuse, psychological or emotional maltreatment, and other forms included in State law.

*This is the third type of maltreatment reported on the child victim's record. If a maltreatment is reported in this field then a maltreatment level should be provided in the corresponding maltreatment disposition level field ("Mal3Lev")*

##### **Value Value Label**

- 1. physical abuse
- 2. neglect or deprivation of necessities
- 3. medical neglect
- 4. sexual abuse
- 5. psychological or emotional maltreatment
- 6. no alleged maltreatment
- 8. other
- 9. unknown or missing

#### Variable #34

##### **Mal3Lev Maltreatment-3 Disposition Level**

The disposition of alleged Maltreatment-3 Type (See field ChMal3).

**Value Value Label**

1. substantiated
2. indicated or reason to suspect
3. alternative response victim
4. alternative response nonvictim
5. unsubstantiated
6. unsubstantiated due to intentionally false
7. closed-no finding
8. no alleged maltreatment
88. other
99. unknown or missing

## Variable #35

**ChMal4 Maltreatment-4 Type**

A particular form of child maltreatment that is determined by investigation to be substantiated or indicated under State law such as physical abuse, neglect or deprivation of necessities, sexual abuse, psychological or emotional maltreatment, and other forms included in State law.

*This is the fourth type of maltreatment reported on the child victim's record. If a maltreatment is reported in this field then a maltreatment level should be provided in the corresponding maltreatment disposition level field ("Mal4Lev")*

**Value Value Label**

1. physical abuse
2. neglect or deprivation of necessities
3. medical neglect
4. sexual abuse
5. psychological or emotional maltreatment
6. no alleged maltreatment
8. other
9. unknown or missing

## Variable #36

**Mal4Lev** Maltreatment-4 Disposition Level

The disposition of alleged Maltreatment-4 Type (See field ChMal4).

***Value Value Label***

- 1. substantiated
- 2. indicated or reason to suspect
- 3. alternative response victim
- 4. alternative response nonvictim
- 5. unsubstantiated
- 6. unsubstantiated due to intentionally false
- 7. closed-no finding
- 8. no alleged maltreatment
- 88. other
- 99. unknown or missing

## Variable #149

**IsVictim** Derived: Child is a Victim on This Report

If any Mal1Lev through Mal4Lev has the value 1 = Substantiated, or

2 = Indicated, or 3 = Alternative Response Victim, OR If MalDeath = 1 (Child died)

THEN This value is 1 (True); Otherwise it is 0 (False)

***Value Value Label***

- 0. False: Is Not a Victim
- 1. True: Is a Victim

**Possible Independent Variable List*****Report data.***

## Variable #4

**StaTerr** State Territory

The State/Territory submitting child abuse and neglect data for the NCANDS

*If MalDeath = 1 (Child Died), then this variable is recoded to "XX" (Not Provided for Confidentiality Reasons)*

Variable #11

**RptSrc** Report Source

The category or role of the person who makes a report of alleged maltreatment.

**Value Value Label**

1. social services personnel
2. medical personnel
3. mental health personnel
4. legal, law enforcement, or criminal justice
5. education personnel
6. child day care provider
7. substitute care provider
8. alleged victim
9. parent
10. other relative
11. friends/neighbor
12. alleged perpetrator
13. anonymous reporter
88. other
99. unknown or missing

Variable #12

**RptDisp** Report Disposition

The conclusion reached by the responsible agency regarding the report of maltreatment pertaining to the child in the record.

*This is the final finding or disposition of the report. If at least one maltreatment for any child in the report is "substantiated", all records (children) with this same Report ID should have this Report Disposition set to "substantiated". If all maltreatments for*



*all children in the report are "unsubstantiated", all records (children) with this same Report ID should have the Report Disposition set to "unsubstantiated".*

***Value Value Label***

1. substantiated
2. indicated or reason to suspect
3. alternative response disposition-victim
4. alternative response disposition-not a victim
5. unsubstantiated
6. unsubstantiated due to intentionally false
7. closed-no finding
88. other
99. unknown or missing

Variable #14

**Notifs** Notifications

Mandated or courtesy contacting of other agencies with overlapping or potentially overlapping jurisdiction concerning a report of child maltreatment.

***Value Value Label***

1. none
2. police/prosecutor
3. licensing agency
4. both
8. other
9. unknown or missing

***Child data.***

Variable #15

**ChAge** Child Age at Report

Age, calculated in years, as of the date of the report of alleged child maltreatment. *In the Contributed File, this variable is continuous. On output, it is top-coded to 18.*

***Value Value Label***

- 0. under one year
- 18. 18 or Older
- 77. unborn
- 99. unknown or missing

## Variable #17

**ChSex** Child Sex

The gender of the child at the time of the report.

***Value Value Label***

- 1. male
- 2. female
- 9. unknown or missing

## Variable #18

**ChRacAI** Child Race American Indian or Alaska Native

A child having origins in any of the original peoples of North and South America (including Central Child Data F1 America), and who maintains tribal affiliation or community attachment.

***Value Value Label***

- 1. yes
- 2. no
- 3. unable to determine
- 9. unknown or missing

## Variable #19

**ChRacAs** Child Race Asian

A child having origins in any of the original peoples of the Far East, Southeast Asia, or the Indian sub continent, including, for example, Cambodia, China, India, Japan, Korea, Malaysia, Pakistan, the Philippine Islands, Thailand, and Vietnam.

***Value Value Label***

1. yes
2. no
3. unable to determine
9. unknown or missing

## Variable #20

**ChRacBl** Child Race Black or African American

A child having origins in any of the black racial groups of Africa.

***Value Value Label***

1. yes
2. no
3. unable to determine
9. unknown or missing

## Variable #21

**ChRacNH** Race Hawaiian or Other Pacific Islander

A child having origins in any of the original peoples of Hawaii, Guam, Samoa, or other Pacific Islands.

***Value Value Label***

1. yes
2. no
3. unable to determine
9. unknown or missing

## Variable #22

**ChRacWh** Child Race White

A child having origins in any of the original peoples of Europe, the Middle East, or North Africa.

***Value Value Label***

1. yes
2. no

- 3. unable to determine
- 9. unknown or missing

## Variable #23

**ChRacUd** Child Race Undetermined

The investigation has been unable to determine the race of the child.

***Value Value Label***

- 1. yes
- 2. no
- 9. unknown or missing

## Variable #24

**CEthn** Child Ethnicity

A child of Hispanic or Latino Ethnicity is a person of Cuban, Mexican, Puerto Rican, South or Central American, or other Spanish culture or origin, regardless of race.

***Value Value Label***

- 1. yes, Hispanic or Latino
- 2. not Hispanic or Latino
- 3. unable to determine
- 9. unknown or missing

## Variable #26

**ChLvng** Living Arrangement

The home environment, e.g., family or foster care, in which the child was residing at the time of the alleged incident of maltreatment. "Other" living arrangement includes substitute care homes/facilities.

***Value Value Label***

- 1. married parents
- 2. married parent and step parent

3. unmarried parents
4. parent and cohabitating partner
5. both parents, marital status unknown
6. single parent, mother only
7. single parent, father only
8. single parent, mother & other adult
9. single parent, father & other adult
10. non-parent relative caregiver
11. non-relative caregiver
12. group home or residential facility
88. Other setting
99. Unknown

## Variable #27

**ChMil** Military Family Member

A person who is the legal dependent of an individual on active duty in the Armed Services of the United States.

***Value Value Label***

1. yes
2. no
9. unknown or missing

## Variable #28

**ChPrior** Prior Victim

The existence of previous substantiated or indicated incidents of maltreatment of the child victim.

***Value Value Label***

1. yes
2. no
9. unknown or missing

***Child risk factors.***

## Variable #38

**CdAlc** Alcohol Abuse-Child

A compulsive use of or need for alcohol by the child. This element should include infants addicted at birth, or who are victims of Fetal Alcohol Syndrome, or who may suffer other disabilities due to the use of alcohol during pregnancy.

***Value Value Label***

1. yes
2. no
9. unknown or missing

## Variable #39

**CdDrug** Drug Abuse-Child

The compulsive use of or need for narcotics by the child. This element should include infants addicted at birth.

***Value Value Label***

1. yes
2. no
9. unknown or missing

## Variable #40

**CdRtrd** Mental Retardation-Child

Significantly subaverage general cognitive and motor functioning existing concurrently with deficits in adaptive behavior manifested during the developmental period that adversely affect a child's/youth's socialization and learning. This condition must be clinically diagnosed.

***Value Value Label***

1. yes
2. no
9. unknown or missing

## Variable #41

**CdEmotnl** Emotionally Disturbed-Child

A condition exhibiting one or more of the following characteristics over a long period of time and to a marked degree: an inability to build or maintain satisfactory interpersonal relationships; inappropriate types of behavior or feelings under normal circumstances; a general pervasive mood of unhappiness or depression; or a tendency to develop physical symptoms or fears associated with personal problems.

The term includes persons who are schizophrenic or autistic. The term does not include persons who are socially maladjusted, unless it is determined that they are also seriously emotionally disturbed. This condition must be clinically diagnosed.

The diagnosis is based on the Diagnostic and Statistical Manual of Mental Disorders (the most recent edition of DSM).

***Value Value Label***

1. yes
2. no
9. unknown or missing

## Variable #42

**CdVisual** Visually Or Hearing Impaired-Child

A clinically diagnosed handicapping condition of the child related to a visual impairment or permanent or fluctuating hearing or speech impairment that may significantly affect functioning or development.

***Value Value Label***

1. yes
2. no
9. unknown or missing

## Variable #43

**CdLearn** Learning Disability-Child

A disorder in one or more of the child's basic psychological processes involved in understanding or using language, spoken or written, that may manifest itself in an imperfect ability to listen, think, speak, read, write, spell or to use mathematical calculations. The term includes conditions such as perceptual disability, brain injury, minimal brain dysfunction, dyslexia, and developmental aphasia.

**Value Value Label**

1. yes
2. no
9. unknown or missing

## Variable #44

**CdPhys** Physically Disabled-Child

A physical condition that adversely affects the child's day to day motor functioning, such as cerebral palsy, spina bifida, multiple sclerosis, orthopedic impairments, and other physical disabilities.

**Value Value Label**

1. yes
2. no
9. unknown or missing

## Variable #45

**CdBehav** Behavior Problem-Child

Behavior in the school and/or community that adversely affects socialization, learning, growth, and moral development. These may include adjudicated or non-adjudicated child behavior problems. This would include the child's running away from home or a placement.



***Value Value Label***

- 1. yes
- 2. no
- 9. unknown or missing

Variable #46

**CdMedicl** Other Medical Condition-Child

A medical condition other than mental retardation, visual or hearing impairment, physical disability, or being emotionally disturbed, that significantly affects the functioning or development of the child or requires special medical care such as chronic illnesses. Included are children diagnosed as HIV positive or with AIDS.

***Value Value Label***

- 1. yes
- 2. no
- 9. unknown or missing

***Caretaker risk factors.***

Variable #47

**FCAIc** Alcohol Abuse-Caretaker

The principal caretaker(s)' compulsive use of alcohol that is not of a temporary nature.

***Value Value Label***

- 1. yes
- 2. no
- 9. unknown or missing

Variable #48

**FCDrug** Drug Abuse-Caretaker(s)

The principal caretaker(s)' compulsive use of drugs that is not of a temporary nature.

***Value Value Label***

- 1. yes
- 2. no
- 9. unknown or missing

Variable #49

**FCRtrd** Mental Retardation-Caretaker(s)

Significantly subaverage general cognitive and motor functioning existing concurrently with deficits in adaptive behavior that adversely affect socialization and learning. This condition must be clinically diagnosed.

***Value Value Label***

- 1. yes
- 2. no
- 9. unknown or missing

Variable #50

**FCEmotnl** Emotionally Disturbed-Caretaker(s)

A condition exhibiting one or more of the following characteristics over a long period of time and to a marked degree: an inability to build or maintain satisfactory interpersonal relationships; inappropriate types of behavior or feelings under normal circumstances; a general pervasive mood of unhappiness or depression; or a tendency to develop physical symptoms or fears associated with personal problems. The term includes persons who are diagnosed with schizophrenia or autism. The term does not include persons who are socially maladjusted, unless it is determined that they are also have a serious emotional disturbance. This condition must be

clinically diagnosed. The diagnosis is based on the Diagnostic and Statistical Manual of Mental Disorders (the most recent edition of DSM).

***Value Value Label***

- 1. yes
- 2. no
- 9. unknown or missing

Variable #51

**FCVisual** Visually or Hearing Impaired-Caretaker

A clinically diagnosed handicapping condition of the principal caretaker(s) related to a visual impairment or permanent or fluctuating hearing or speech impairment that may significantly affect functioning or development.

***Value Value Label***

- 1. yes
- 2. no
- 9. unknown or missing

Variable #52

**FCLearn** Learning Disability-Caretaker(s)

A disorder in one or more of the principal caretaker(s)'s basic psychological processes involved in understanding or using language, spoken or written, that may manifest itself in an imperfect ability to listen, think, speak, read, write, spell or to use mathematical calculations. The term includes conditions such as perceptual disability, brain injury, minimal brain dysfunction, dyslexia, and developmental aphasia.

***Value Value Label***

1. yes
2. no
9. unknown or missing

## Variable #53

**FCPhys** Physically Disabled-Caretaker(s)

A physical condition that adversely affects the caretaker(s)' day to day motor functioning, such as cerebral palsy, spina bifida, multiple sclerosis, orthopedic impairments, and other physical disabilities.

***Value Value Label***

1. yes
2. no
9. unknown or missing

## Variable #54

**FCMedicl** Other Medical Condition-Caretaker(s)

A medical condition other than mental retardation, visual or hearing impairment, physical disability, or being emotionally disturbed, that significantly affects the functioning or development of the primary caretaker(s) and their ability to provide a suitable child care environment.

***Value Value Label***

1. yes
2. no
9. unknown or missing

## Variable #55

**FCViol** Domestic Violence

Incidents of inter-spousal physical or emotional abuse perpetrated by one of the

spouses or parent figures upon the other spouse or parent figure in the child victim's home environment.

***Value Value Label***

- 1. yes
- 2. no
- 9. unknown or missing

Variable #56

**FCHouse** Inadequate Housing

A risk factor related to substandard, overcrowded, unsafe, or otherwise inadequate housing conditions, including homelessness.

***Value Value Label***

- 1. yes
- 2. no
- 9. unknown or missing

Variable #57

**FCMoney** Financial Problem

A risk factor related to the family's inability to provide sufficient financial resources to meet minimum needs.

***Value Value Label***

- 1. yes
- 2. no
- 9. unknown or missing

Variable #58

**FCPublic** Public Assistance

Any one or combination of the following welfare or social services programs: AFDC, General Assistance, Medicaid, SSI, Food Stamps, etc.

***Value Value Label***

- 1. yes
- 2. no
- 9. unknown or missing

***Services provided.***

Variable #59

**PostServ** Post Investigation Services

The child protective services agency, social services agency, and/or the child welfare agency provides or arranges post investigation services for the child/family as a result of needs discovered during the course of the investigation. If services were being provided prior to or as a result of the report of alleged child maltreatment, the continuation of the service provisions after the disposition of the investigation would constitute post investigation services. Post investigation services are delivered within the first 90 days after the disposition of the report and would include: Family Preservation, Family Support, Foster Care and other services listed in the NCANDS record layout.

***Value Value Label***

- 1. yes
- 2. no
- 9. unknown or missing

Variable #61

**FamSup** Family Support Services

Family support services are primarily community-based preventative activities designed to alleviate stress and promote parental competencies and behaviors that will increase the ability of families to successfully nurture their children; enable

families to use other resources and opportunities available in the community; and create supportive networks to enhance child-rearing abilities of parents and help compensate for the increased social isolation and vulnerability of families.

***Value Value Label***

- 1. yes
- 2. no
- 9. unknown or missing

Variable #62

**FamPres** Family Preservation Services

Family preservation services typically are services designed to help families alleviate crises that might lead to out-of-home placement of children; maintain the safety of children in their own homes; support families preparing to reunify or adopt; and assist families in obtaining services and other supports necessary to address their multiple needs in a culturally sensitive manner. (If a child cannot be protected from harm without placement or the family does not have adequate strengths on which to build, family preservation services are not appropriate.

***Value Value Label***

- 1. yes
- 2. no
- 9. unknown or missing

Variable #63

**FosterCr** Foster Care Services

Services or activities associated with 24 hour substitute care for all children placed away from their parents or guardians and for whom the State agency has placement and care responsibility.

*This field indicates that this service began or continued for the child in the report as a result of the CPS response to reported allegations. The service has been delivered between the report date and 90 days after the disposition date of the report. The service continued past the Report Disposition Date.*

*A foster parent is an individual who provides a home for orphaned, abused, neglected, delinquent or disabled children under the placement, care or supervision of the State. The individual may be a relative or non-relative and need not be licensed by the State agency to be considered a foster parent.*

**Value Value Label**

- 1. yes
- 2. no
- 9. unknown or missing

Variable #65

**JuvPet** Juvenile Court Petition

A legal document filed with the court of original jurisdiction overseeing matters affecting children, requesting that the court take action regarding the child's status as a result of the investigation; usually a petition requesting the child be declared a dependent or delinquent child, or that the child be placed in an out of home setting.

**Value Value Label**

- 1. yes
- 2. no
- 9. unknown or missing

Variable #67

**CoChRep** Court-Appointed Representative



A person required to be appointed by the court to represent a child in a neglect or abuse proceeding. May be an attorney or a court-appointed special advocate (or both) and is often referred to as a guardian ad litem. Makes recommendations to the court concerning the best interests of the child.

***Value Value Label***

- 1. yes
- 2. no
- 9. unknown or missing

Variable #68

**Adopt** Adoption Services

Services or activities provided to assist in bringing about the adoption of a child.

***Value Value Label***

- 1. yes
- 2. no
- 9. unknown or missing

Variable #69

**CaseMan** Case Management Services

Services or activities for the arrangement, coordination, and monitoring of services to meet the needs of children and their families.

***Value Value Label***

- 1. yes
- 2. no
- 9. unknown or missing

Variable #70

**Counsel** Counseling Services

Services or activities that apply the therapeutic processes to personal, family, situational or occupational problems in order to bring about a positive resolution of the problem or improved individual or family functioning or circumstances.

***Value Value Label***

- 1. yes
- 2. no
- 9. unknown or missing

Variable #71

**Daycare** Day Care Services-Child

Services or activities provided in a setting that meets applicable standards of State and local law, in a center or in a home, for a portion of a 24-hour day.

***Value Value Label***

- 1. yes
- 2. no
- 9. unknown or missing

Variable #72

**Educate** Educational and Training Services

Services provided to the victim and/or the family to improve knowledge or daily living skills and to enhance cultural opportunities.

***Value Value Label***

- 1. yes
- 2. no
- 9. unknown or missing

Variable #73

**Employ** Employment Services Services

Services or activities provided to assist individuals in securing employment or acquiring of learning skills that promote opportunities for employment.

**Value Value Label**

1. yes
2. no
9. unknown or missing

Variable #74

**FamPlan** Family Planning Services

Educational, comprehensive medical or social services or activities which enable individuals, including minors, to determine freely the number and spacing of their children and to select the means by which this may be achieved.

**Value Value Label**

1. yes
2. no
9. unknown or missing

Variable #75

**Health** Health-Related and Home Health Services

Services to attain and maintain a favorable condition of health.

**Value Value Label**

1. yes
2. no
9. unknown or missing

Variable #76

**Homebas** Home-Based Services Services Provided

In-home services or activities provided to individuals or families to assist with household or personal care activities that improve or maintain adequate family well-being. Includes homemaker services, chore services, home maintenance services and household management services.

***Value Value Label***

- 1. yes
- 2. no
- 9. unknown or missing

Variable #77

**Housing** Housing Services

Services or activities designed to assist individuals or families in locating, obtaining or retaining suitable housing.

***Value Value Label***

- 1. yes
- 2. no
- 9. unknown or missing

Variable #78

**TransLiv** Independent and Transitional Living Svcs

Services and activities designed to help older youth in foster care or homeless youth make the transition to independent living.

***Value Value Label***

- 1. yes
- 2. no
- 9. unknown or missing

Variable #79

**InfoRef** Information and Referral Services

Services or activities designed to provide information about services provided by public and private service providers and a brief assessment of client needs (but not a diagnosis and evaluation) to facilitate appropriate referral to these community resources.

***Value Value Label***

1. yes
2. no
9. unknown or missing

Variable #80

**Legal** Legal Services

Services or activities provided by a lawyer, or other person(s) under the supervision of a lawyer, to assist individuals in seeking or obtaining legal help in civil matters such as housing, divorce, child support, guardianship, paternity and legal separation.

***Value Value Label***

1. yes
2. no
9. unknown or missing

Variable #81

**MentHlth** Mental Health Services

Services to overcome issues involving emotional disturbance or maladaptive behavior adversely affecting socialization, learning, or development. Usually provided by public or private mental health agencies and includes residential services (inpatient hospitalization, residential treatment, and supported independent living) and non-residential services (partial day treatment,

outpatient services, home-based services, emergency services, intensive case management and assessment).

***Value Value Label***

- 1. yes
- 2. no
- 9. unknown or missing

Variable #82

**PregPar** Pregnancy and Parenting Services

Services or activities for married or unmarried adolescent parents and their families to assist them in coping with social, emotional, and economic problems related to pregnancy and in planning for the future.

***Value Value Label***

- 1. yes
- 2. no
- 9. unknown or missing

Variable #83

**Respite** Respite Care Services

Services involving temporary care of the child(ren) to provide relief to the caretaker. May involve care of the children outside of their own home for a brief period of time, such as overnight or for a weekend. Not considered by the State to be foster care or other placement.

***Value Value Label***

- 1. yes
- 2. no
- 9. unknown or missing

Variable #84

**SSDisabl** Special Services-Disabled

Services for persons with developmental or physical disabilities, or persons with visual or auditory, impairments, or services or activities to maximize the potential of persons with disabilities, help alleviate the effects of physical, mental or emotional disabilities, and to enable these persons to live in the least restrictive environment possible.

***Value Value Label***

1. yes
2. no
9. unknown or missing

Variable #85

**SSDelinq** Special Services-Juvenile Delinquent

Services or activities for youth (and their families) who are, or who may become, involved with the juvenile justice system.

***Value Value Label***

1. yes
2. no
9. unknown or missing

Variable #86

**SubAbuse** Substance Abuse Services

Services or activities designed to deter, reduce, or eliminate substance abuse or chemical dependency.

***Value Value Label***

1. yes
2. no
9. unknown or missing

## Variable #87

**Transprt** Transportation Services

Services or activities that provide or arrange for travel, including travel costs of individuals, in order to access services, or obtain medical care or employment.

**Value Value Label**

- 1. yes
- 2. no
- 9. unknown or missing

## Variable #88

**OtherSv** Other Services

Services or activities that have been provided to the child victim or family of the child victim, but which are not included in the services listed in the NCANDS record layout.

**Value Value Label**

- 1. yes
- 2. no
- 9. unknown or missing

**Perpetrators data.**

## Variable #92

**Per1Rel** Perpetrator-1 Relationship

Refers to the primary role of the perpetrator with the child victim of maltreatment.

*This is the relationship of the perpetrator to the child victim. If the perpetrator is a parent, the code for this field should be set to "01=parent". The detailed parent codes (i.e., biological parent, step-parent, or adoptive parent) are recorded in the*



*Perpetrator As Parent field. It is possible for the same perpetrator to appear in record(s) of other children with a different relationship to those children.*

***Value Value Label***

1. parent
2. other relative (non foster parent)
3. relative foster parent
4. nonrelative foster parent
5. group home or residential facility staff
6. child daycare provider
7. unmarried partner of parent
8. legal guardian
9. other professionals
10. friends or neighbors
33. foster parent
88. other
99. unknown or missing

Variable #93

**Per1Prnt** Perpetrator-1 As A Parent

The perpetrator's detailed parent role to the child at the time of the alleged maltreatment.

*If Per1Rel = 1, then this variable should have a value other than 9.*

***Value Value Label***

2. biological parent
3. step-parent
4. adoptive parent
8. other parent
9. unknown or missing

Variable #94

**Per1Cr** Perpetrator-1 As A Caretaker

The person who has been determined to have caused or knowingly allowed the

maltreatment of the child was also responsible for the care and supervision of the child at the time of the maltreatment.

*Null if not collected.*

**Value Value Label**

- 1. yes
- 2. no
- 9. unknown or missing

Variable #95

**Per1Age** Perpetrator-1 Age at Report

Age of an individual determined to have caused or knowingly allowed the maltreatment of a child. Age is calculated in years at the time of the report of child maltreatment.

*In the Contributed File, this variable is continuous. On output, it is bottom-coded to 18 and top-coded to 70.*

**Value Value Label**

- 18. 18 or Younger
- 70. 70 or Older
- 75. 75 years or older
- 99. unknown or missing

Variable #97

**P1RacAI** Perp 1 Race Amer Indian or Alaska Native

A perpetrator having origins in any of the original peoples of North and South America (including Central America), and who maintains tribal affiliation or community attachment.

*Race should match on records (perpetrators) with the same Perpetrator ID (repeat perpetrators).*

**Value Value Label**

1. yes
2. no
3. unable to determine
9. unknown or missing

## Variable #98

**P1RacAs** Perpetrator-1 Race Asian

A perpetrator having origins in any of the original peoples of the Far East, Southeast Asia, or the Indian sub continent, including, for example, Cambodia, China, India, Japan, Korea, Malaysia, Pakistan, the Philippine Islands, Thailand, and Vietnam.

*Race should match on records (perpetrators) with the same Perpetrator ID  
(repeat perpetrators).*

**Value Value Label**

1. yes
2. no
3. unable to determine
9. unknown or missing

## Variable #99

**P1RacBl** Perp-1 Race Black or African American

A perpetrator having origins in any of the black racial groups of Africa.

*Race should match on records (perpetrators) with the same Perpetrator ID  
(repeat perpetrators).*

**Value Value Label**

1. yes
2. no
3. unable to determine
9. unknown or missing

## Variable #100

**P1RacNH** Perp-1 Race Hawaiian or Other Pac Island

Native Hawaiian or Other Pacific Islander: A perpetrator having origins in any of the original peoples of Hawaii, Guam, Samoa, or other Pacific Islands

*Race should match on records (perpetrators) with the same Perpetrator ID*

*(repeat perpetrators).*

**Value Value Label**

1. yes
2. no
3. unable to determine
9. unknown or missing

Variable #101

**P1RacWh** Perpetrator-1 Race White

A perpetrator having origins in any of the original peoples of Europe, the Middle East, or North Africa.

*Race should match on records (perpetrators) with the same Perpetrator ID*

*(repeat perpetrators).*

**Value Value Label**

1. yes
2. no
3. unable to determine
9. unknown or missing

Variable #102

**P1RacUd** Perpetrator-1 Race Undetermined

The investigation has been unable to determine the race of the perpetrator.

**Value Value Label**

1. yes
2. no
9. unknown or missing

## Variable #103

**Per1Ethn** Perpetrator-1 Ethnicity

A perpetrator of Hispanic or Latino Ethnicity is a person of Cuban, Mexican, Puerto Rican, South or Central American, or other Spanish culture or origin, regardless of race.

***Value Value Label***

1. yes
2. no
3. unable to determine
9. unknown or missing

## Variable #104

**Per1Mil** Perpetrator-1 Military Member

A person on active duty in the Armed Services of the United States. This term includes active duty in the Army, Navy, Air Force, or Marine Corps. Excluded are members of the Inactive Reserve or National Guard or retired military members.

***Value Value Label***

1. yes
2. no
9. unknown or missing

## Variable #105

**Per1Pior** Perpetrator-1 Prior Abuser

The recording in the State information system of previous substantiated or indicated incidents of child maltreatment by the perpetrator.

**Value Value Label**

1. yes
2. no
9. unknown or missing

## Variable #106

**Per1Mal1** Perpetrator-1 Maltreatment-1

The perpetrator was involved in the corresponding maltreatment type on the record for a specific child, and this maltreatment was determined by investigation to be substantiated or indicated under State law. Also see Maltreatment-1 Type and Maltreatment-1 Disposition Level.

*Should correspond to Maltreatment-1 Type ("ChMal1") and Maltreatment-1 Disposition Level ("Mal1Lev").*

**Value Value Label**

1. yes
2. no

## Variable #107

**Per1Mal2** Perpetrator-1 Maltreatment-2

The perpetrator was involved in the corresponding maltreatment type on the record for a specific child, and this maltreatment was determined by investigation to be substantiated or indicated under State law. Also see Maltreatment-2 Type and Maltreatment-2 Disposition Level.

*Should correspond to Maltreatment-2 Type ("ChMal2") and Maltreatment-2 Disposition Level ("Mal2Lev").*

**Value Value Label**

1. yes

2. no

## Variable #108

**Per1Mal3** Perpetrator-1 Maltreatment-3

The perpetrator was involved in the corresponding maltreatment type on the record for a specific child, and this maltreatment was determined by investigation to be substantiated or indicated under State law. Also see Maltreatment-3 Type and Maltreatment-3 Disposition Level.

*Should correspond to Maltreatment-3 Type ("ChMal3") and Maltreatment-3 Disposition Level ("Mal3Lev").*

**Value Value Label**

1. yes
2. no

## Variable #109

**Per1Mal4** Perpetrator-1 Maltreatment-4

The perpetrator was involved in the corresponding maltreatment type on the record for a specific child, and this maltreatment was determined by investigation to be substantiated or indicated under State law. Also see Maltreatment-4 Type and Maltreatment-4 Disposition Level.

*Should correspond to Maltreatment-4 Type ("ChMal4") and Maltreatment-4 Disposition Level ("Mal4Lev").*

**Value Value Label**

1. yes
2. no

## Variable #111

**Per2Rel** Perpetrator-2 Relationship

Primary role of the perpetrator with a child victim of maltreatment.

***Value Value Label***

1. parent
2. other relative (non foster parent)
3. relative foster parent
4. nonrelative foster parent
5. group home or residential facility staff
6. child daycare provider
7. unmarried partner of parent
8. legal guardian
9. other professionals
10. friends or neighbors
33. foster parent
88. other
99. unknown or missing

Variable #112

**Per2Prnt** Perpetrator-2 As A Parent

This field indicates the perpetrator's detailed parent role to the child at the time of the alleged maltreatment.

***Value Value Label***

1. biological parent
2. step-parent
3. adoptive parent
8. other parent
9. unknown or missing

Variable #113

**Per2Cr** Perpetrator-2 As A Caretaker

The person who has been determined to have caused or knowingly allowed the maltreatment of the child was also responsible for the care and supervision of the child at the time of the maltreatment.



**Value Value Label**

1. yes
2. no
9. unknown or missing

## Variable #114

**Per2Age** Perpetrator-2 Age At Report

Age of an individual determined to have caused or knowingly allowed the maltreatment of a child. Age is calculated in years at the time of the report of child maltreatment.

*In the Contributed File, this var is continuous. On output, it is bottom-coded to 18 and top-coded to 70.*

**Value Value Label**

18. 18 or Younger
70. 70 or Older
75. 75 years or older
99. unknown or missing

## Variable #116

**P2RacAI** Perp-2 Race American Indian or Alaska Native

A perpetrator having origins in any of the original peoples of North and South America (including Central America), and who maintains tribal affiliation or community attachment.

**Value Value Label**

1. yes
2. no
3. unable to determine
9. unknown or missing

## Variable #117

**P2RacAs** Perpetrator-2 Race Asian

A perpetrator having origins in any of the original peoples of the Far East, Southeast Asia, or the Indian sub continent, including, for example, Cambodia, China, India, Japan, Korea, Malaysia, Pakistan, the Philippine Islands, Thailand, and Vietnam.

***Value Value Label***

1. yes
2. no
3. unable to determine
9. unknown or missing

## Variable #118

**P2RacBl** Perp-2 Race Black or African American

A perpetrator having origins in any of the black racial groups of Africa.

***Value Value Label***

1. yes
2. no
3. unable to determine
9. unknown or missing

## Variable #119

**P2RacNH** Perp-2 Race Hawaiian - Pacific Islander

A perpetrator having origins in any of the original peoples of Hawaii, Guam, Samoa, or other Pacific Islands.

***Value Value Label***

1. yes
2. no
3. unable to determine
9. unknown or missing

## Variable #120

**P2RacWh** Perpetrator-2 Race White

A perpetrator having origins in any of the original peoples of Europe, the Middle East, or North African.

***Value Value Label***

1. yes
2. no
3. unable to determine
9. unknown or missing

## Variable #121

**P2RacUd** Perpetrator-2 Race Undetermined

The investigation has been unable to determine the race of the perpetrator.

***Value Value Label***

1. yes
2. no
9. unknown or missing

## Variable #122

**Per2Ethn** Perpetrator-2 Ethnicity

A perpetrator of Hispanic or Latino Ethnicity is a person of Cuban, Mexican, Puerto Rican, South or Central American, or other Spanish culture or origin, regardless of race.

***Value Value Label***

1. yes
2. no
3. unable to determine
9. unknown or missing

## Variable #123

**Per2Mil** Perpetrator-2 Military Member

A person on active duty in the Armed Services of the United States. This term includes active duty in the Army, Navy, Air Force, or Marine Corps. Excluded are members of the Inactive Reserve or National Guard or retired military members.

***Value Value Label***

1. yes
2. no
9. unknown or missing

Variable #124

**Per2Pior** Perpetrator-2 Prior Abuser

The recording in the State information system of previous substantiated or indicated incidents of child maltreatment by the perpetrator.

***Value Value Label***

1. yes
2. no
9. unknown or missing

Variable #125

**Per2Mal1** Perpetrator-2 Maltreatment-1

The perpetrator was involved in the corresponding maltreatment type on the record for a specific child, and this maltreatment was determined by investigation to be substantiated or indicated under State law. Also see Maltreatment-1 Type and Maltreatment-1 Disposition Level.

***Value Value Label***

1. yes
2. no

Variable #126

**Per2Mal2** Perpetrator-2 Maltreatment-2

The perpetrator was involved in the corresponding maltreatment type on the record for a specific child, and this maltreatment was determined by investigation to be substantiated or indicated under State law. Also see Maltreatment-2 Type and Maltreatment-2 Disposition Level.

***Value Value Label***

1. yes
2. no

Variable #127

**Per2Mal3** Perpetrator-2 Maltreatment-3

The perpetrator was involved in the corresponding maltreatment type on the record for a specific child, and this maltreatment was determined by investigation to be substantiated or indicated under State law. Also see Maltreatment-3 Type and Maltreatment-3 Disposition Level.

***Value Value Label***

1. yes
2. no

Variable #128

**Per2Mal4** Perpetrator-2 Maltreatment-4

The perpetrator was involved in the corresponding maltreatment type on the record for a specific child, and this maltreatment was determined by investigation to be substantiated or indicated under State law. Also see Maltreatment-4 Type and Maltreatment-4 Disposition Level.

***Value Value Label***

1. yes
2. no

## Variable #130

**Per3Rel** Perpetrator-3 Relationship

Primary role of the perpetrator with a child victim of maltreatment.

***Value Value Label***

1. parent
2. other relative (non foster parent)
3. relative foster parent
4. nonrelative foster parent
5. group home or residential facility staff
6. child daycare provider
7. unmarried partner of parent
8. legal guardian
9. other professionals
10. friends or neighbors
33. foster parent
88. other
99. unknown or missing

## Variable #131

**Per3Prnt** Perpetrator-3 As A Parent

This field indicates the perpetrator's detailed parent role to the child at the time of the alleged maltreatment.

***Value Value Label***

1. biological parent
2. step-parent
3. adoptive parent
8. other parent
9. unknown or missing

## Variable #132

**Per3Cr** Perpetrator-3 As A Caretaker

The person who has been determined to have caused or knowingly allowed the

maltreatment of the child was also responsible for the care and supervision of the child at the time of the maltreatment.

**Value Value Label**

- 1. yes
- 2. no
- 9. unknown or missing

Variable #133

**Per3Age** Perpetrator-3 Age At Report

Age of an individual determined to have caused or knowingly allowed the maltreatment of a child. Age is calculated in years at the time of the report of child maltreatment.

*In the Contributed File, this var is continuous. On output, it is bottom-coded to 18 and top-coded to 70.*

**Value Value Label**

- 18. 18 or Younger
- 70. 70 or Older
- 75. 75 years or older
- 99. unknown or missing

Variable #135

**P3RacAI** Perp-3 Race American Indian or Alaska Native

A perpetrator having origins in any of the original peoples of North and South America (including Central Perpetrators Data America), and who maintains tribal affiliation or community attachment.

**Value Value Label**

- 1. yes
- 2. no
- 3. unable to determine
- 9. unknown or missing

## Variable #136

**P3RacAs** Perpetrator-3 Race Asian

A perpetrator having origins in any of the original peoples of the Far East, Southeast Asia, or the Indian sub continent, including, for example, Cambodia, China, India, Japan, Korea, Malaysia, Pakistan, the Philippine Islands, Thailand, and Vietnam.

***Value Value Label***

- 1. yes
- 2. no
- 3. unable to determine
- 9. unknown or missing

## Variable #137

**P3RacBl** Perp-3 Race Black or African American

A perpetrator having origins in any of the black racial groups of Africa.

***Value Value Label***

- 1. yes
- 2. no
- 3. unable to determine
- 9. unknown or missing

## Variable #138

**P3RacNH** Perp-3 Race Hawaiian - Pacific Islander

A perpetrator having origins in any of the original peoples of Hawaii, Guam, Samoa, or other Pacific Islands.

***Value Value Label***

- 1. yes
- 2. no
- 3. unable to determine
- 9. unknown or missing



## Variable #139

**P3RacWh** Perpetrator-3 Race White

A perpetrator having origins in any of the original peoples of Europe, the Middle East, or North Africa.

***Value Value Label***

- 1. yes
- 2. no
- 3. unable to determine
- 9. unknown or missing

## Variable #140

**P3RacUd** Perpetrator-3 Race Undetermined

The investigation has been unable to determine the race of the perpetrator.

***Value Value Label***

- 1. yes
- 2. no
- 9. unknown or missing

## Variable #141

**Per3Ethn** Perpetrator-3 Ethnicity

A perpetrator of Hispanic or Latino Ethnicity is a person of Cuban, Mexican, Puerto Rican, South or Central American, or other Spanish culture or origin, regardless of race.

***Value Value Label***

- 1. yes
- 2. no
- 3. unable to determine
- 9. unknown or missing

## Variable #142

**Per3Mil Perpetrator-3 Military Member**

A person on active duty in the Armed Services of the United States. This term includes active duty in the Army, Navy, Air Force, or Marine Corps. Excluded are members of the Inactive Reserve or National Guard or retired military members.

***Value Value Label***

1. yes
2. no
9. unknown or missing

## Variable #143

**Per3Pior Perpetrator-3 Prior Abuser**

The recording in the State information system of previous substantiated or indicated incidents of child maltreatment by the perpetrator.

***Value Value Label***

1. yes
2. no
9. unknown or missing

## Variable #144

**Per3Mal1 Perpetrator-3 Maltreatment-1**

The perpetrator was involved in the corresponding maltreatment type on the record for a specific child, and this maltreatment was determined by investigation to be substantiated or indicated under State law. Also see Maltreatment-1 Type and Maltreatment-1 Disposition Level.

***Value Value Label***

1. yes
2. no

## Variable #145

**Per3Mal2** Perpetrator-3 Maltreatment-2

The perpetrator was involved in the corresponding maltreatment type on the record for a specific child, and this maltreatment was determined by investigation to be substantiated or indicated under State law. Also see Maltreatment-2 Type and Maltreatment-2 Disposition Level.

***Value Value Label***

1. yes
2. no

Variable #146

**Per3Mal3** Perpetrator-3 Maltreatment-3

The perpetrator was involved in the corresponding maltreatment type on the record for a specific child, and this maltreatment was determined by investigation to be substantiated or indicated under State law. Also see Maltreatment-3 Type and Maltreatment-3 Disposition Level.

***Value Value Label***

1. yes
2. no

Variable #147

**Per3Mal4** Perpetrator-3 Maltreatment-4

The perpetrator was involved in the corresponding maltreatment type on the record for a specific child, and this maltreatment was determined by investigation to be substantiated or indicated under State law. Also see Maltreatment-4 Type and Maltreatment-4 Disposition Level.

***Value Value Label***

1. yes
2. no

### References

- Abel, G. G. , Mittelman, M. S., & Becker, J. V. (1985). Sexual offenders: Results of assessment and recommendations for treatment. In M. H. Ben-Aron, S. J. Hucker, & C. D. Webster (Ed.), *Clinical criminology: Current concepts*. Toronto: M & M Graphics.
- Allen, C. (1991). *Women and men who sexually abuse children: A comparative analysis*. Orwell, VT: The Safer Society Press.
- American Humane Association. (1987).  
*National study on child abuse and neglect reporting*. Retrieved 1/10, 2011, from <http://www.americanhumane.org/protecting-children/research-evaluation/child-abuse-neglect-data/>
- Bader, S. M., Scalora, M. J., Casady, T. K., & Black, S. (2008). Female sexual abuse and criminal justice intervention: A comparison of child protective service and criminal justice samples. *Child Abuse & Neglect*, 32(1), 111-119.  
doi:10.1016/j.chiabu.2007.04.014
- Bader, S. M., Welsh, R., & Scalora, M. J. (2010). Recidivism among female child molesters. *Violence & Victims*, 25(3), 349-362. doi:10.1891/0886-6708.25.3.349
- Banning, A. (1989). Mother-son incest: Confronting a prejudice. *Child Abuse & Neglect*, 13(4), 563-570.
- Beech, A. R., Parrett, N., Ward, T., & Fisher, D. (2009). Assessing female sexual offenders' motivations and cognitions: An exploratory study. *Psychology, Crime & Law*, 15(2), 201-216. doi:10.1080/10683160802190921
- Bertakis, K. D., Azari, R., Helms, L. J., Callahan, E. J., Robbins, J. A. (2000). Gender differences in the utilization of health care services. *The Journal of Family Practice* 49(2). 147-152.

- Bunting, L. (2007). Dealing with a problem that doesn't exist? professional responses to female perpetrated child sexual abuse. *Child Abuse Review*, 16(4), 252-267.
- Centers for Disease Control. (2013). *CDC - ACE study – data and statistics - prevalence - adverse childhood experiences*. Retrieved from <http://www.cdc.gov/ace/prevalence.htm>.
- Christiansen, A. R., & Thyer, B. A. (2003). Female sexual offenders: A review of empirical research. *Journal of Human Behavior in the Social Environment*, 6(3), 1-16.  
doi:10.1300/J137v06n03\_01
- Christopher, K., Lutz-Zois, C., & Reinhardt, A. R. (2007). Female sexual-offenders: Personality pathology as a mediator of the relationship between childhood sexual abuse history and sexual abuse perpetration against others. *Child Abuse & Neglect*, 31(8), 871-883. doi:10.1016/j.chiabu.2007.02.006
- Cortoni, F. (2010). The assessment of female sexual offenders. In T. Gannon, & F. Cortoni (Eds.), *Female sexual offenders: Theory, assessment, and treatment* (pp. 87-100). Oxford, UK: Wiley-Blackwell.
- Denov, M. S. (2003). The myth of innocence: Sexual scripts and the recognition of child sexual abuse by female perpetrators. *Journal of Sex Research*, 40(3), 303-314.
- Denov, M. S. (2003). To a safer place? victims of sexual abuse by females and their disclosures to professionals. *Child Abuse & Neglect*, 27(1), 47-61. doi:10.1016/S0145-2134(02)00509-4
- Duncan, K. A. (2010). *Female sexual predators: Understanding them to protect our children and youths*. Santa Barbara: Praeger.
- Elliot, M. (1993). *Female sexual abuse of children: The ultimate taboo*. Colchester: Longman.

- Faller, K., & Coulborn, K. (1995). A clinical sample of women who have sexually abused children. *Journal of Child Sexual Abuse*, 4(3), 13-30.
- Fazel, S., Sjöstedt, G., Grann, M., & Långström, N. (2010). Sexual offending in women and psychiatric disorder: A national case-control study. *Archives of Sexual Behavior*, 39(1), 161-167. doi:10.1007/s10508-008-9375-4
- Fehrenbach-Peter-A, & Monastersky-Caren. (1988). Characteristics of female adolescent sexual offenders. *American Journal of Orthopsychiatry*, 58(1), 148-151.
- Ferguson, C. J., & Meehan, D. C. (2005). An analysis of females convicted of sex crimes in the state of florida. *Journal of Child Sexual Abuse*, 14(1), 75-89. doi:10.1300/J070v14n01.05
- Finkelhor, D. (1984). Women as perpetrators. In D. Finkelhor (Ed.), *Child sexual abuse: New theory and research* (pp. 171-185). New York: Free Press.
- Finkelhor, D. (1984). Perpetrators. In D. Finkelhor (Ed.), *Child sexual abuse: New theory and research* (pp. 33-52). New York: Free Press.
- Franklin, C. A., & Fearn, N. E. (2008). Gender, race, and formal court decision-making outcomes: Chivalry/paternalism, conflict theory or gender conflict? *Journal of Criminal Justice*, 36(3), 279-290. doi:10.1016/j.jcrimjus.2008.04.009
- Freeman, N. J., & Sandler, J. C. (2008). Female and male sex offenders. *Journal of Interpersonal Violence*, 23(10), 1394-1413. doi:10.1177/0886260508314304
- Frey, L. (2010). The juvenile female sexual offender: Characteristics, treatment, and research. In T. Gannon, & F. Cortoni (Eds.), *Female sexual offenders: Theory, assessment, and treatment* (pp. 53-72). Oxford, UK: Wiley-Blackwell.

- Gannon, T. A., & Rose, M. R. (2008). Female child sexual offenders: Towards integrating theory and practice. *Aggression & Violent Behavior, 13*(6), 442-461.  
doi:10.1016/j.avb.2008.07.002
- Gannon, T., Rose, M. R., & Ward, T. (2010). Pathways to female sexual offending: Approach or avoidance? *Psychology, Crime & Law, 16*(5), 359-380.  
doi:10.1080/10683160902754956
- Gao, C., Jiao, Z., Zeng, T., & Zhang, Z. (2002). Risk factors of sexual wrong-doings in young females. [risk factors of sexual wrong-doings in young females.]. *Chinese Mental Health Journal, 16*(4), 263-264, 259.
- Gilligan, C. (1982). *In a different voice: Psychological theory and womens development*. Cambridge, MA: Harvard University Press.
- Grayston-Alana-D, & De-Luca-Rayleen-V. (1999). Female perpetrators of child sexual abuse: A review of the clinical and empirical literature. *Aggression & Violent Behavior, 4*(1), 93-106.
- Green, A., & Kaplan, M. (1994). Psychiatric impairment and childhood victimization experiences in female child molesters. *Journal of American Academy of Child and Adolescent Psychiatry, 33*(7), 954-961.
- Harris, D. (2010). Theories of female sexual offending. In T. Gannon, & F. Cortoni (Eds.), *Female sexual offenders: Theory, assessment, and treatment* (pp. 31). Oxford, UK: Wiley-Blackwell.
- Herman, J. (1981). *Father-daughter incest*. Cambridge, MA: Harvard University Press.
- Hindley, M. (1997). Summers past. *Humanities, 18*(5), 14.



- Hunter, J. A., Lexier, L. J., Goodwin, D. W., Browne, P. A., & Dennis, C.J. (1993). Psychosexual, attitudinal, and developmental characteristics of juvenile female sexual perpetrators in a residential treatment setting. *Journal of Child and Family Studies*, 2(4), 317-326.  
doi:10.1007/BF01321228
- Jennings, K. T. (2000). *Female sexual abuse of children: An exploratory study*. US: ProQuest Information & Learning). 60(10-), 3802.
- Johansson-Love, J., & Fremouw, W. (2009). Female sex offenders: A controlled comparison of offender and Victim/Crime characteristics. *Journal of Family Violence*, 24(6), 367-376. doi:10.1007/s10896-009-9236-5
- Kaplan-Meg-S, & Green-Arthur. (1995). Incarcerated female sexual offenders: A comparison of sexual histories with eleven female nonsexual offenders. *Sexual Abuse: A Journal of Research & Treatment*, 7(4), 287-300.
- Kline, R. B. (2004). *Principles and practice of structural equation modeling*. New York: Guilford Press.
- Krafft-E. (1886). *Psychopatia sexualis: A medico-forensic study* (H. E. Webeck Trans.). New York: G. P. Putnam's Sons.
- Krug, R. (1989). Adult male report of childhood sexual abuse by mothers: Case descriptions, motivations, and long term consequences. *Child Abuse and Neglect*, 13, 112-119.
- Laque, J. C. (2002). *Childhood traumas, substance abuse, and sexual experiences: A comparison study between incarcerated female sex offenders*. (Doctoral Dissertation). Univ. of Houston, Houston TX.

- Lewis, C. F., & Stanley, C. R. (2000). Women accused of sexual offenses. *Behavioral Sciences & the Law*, 18(1), 73-81. doi:10.1002/(SICI)1099-0798(200001/02)18:1<73::AID-BSL378>3.0.CO;2-#
- Little, R. J., & Rubin, D. B. (2002). *Statistical analysis with missing data*. New York: John Wiley & Sons.
- Longdon, C. (1993). A survivor and therapist's viewpoint. In M. Elliot (Ed.), *Female sexual abuse of children* (pp. 47-56). New York: Guilford Press.
- Lorenz, F. O. (1987). Teaching influence in simple regression. *Teaching Sociology*, 15(2), 173-177.
- Maletta, H. & Ulrich, R. (30 June 2011). *SPSS discussion on the Hosmer-Lemeshow goodness of fit test for logistic regression in the University of Georgia listserve archives*. Retrieved from <http://listserv.uga.edu/cgi-bin/wa?A2=ind1106&L=spssx-l&P=56293>.
- Mathews, J., Matthews, R., & Speltz, K. (1991). Female sexual offenders: A typology. In P. Q. Patton (Ed.), *Family sexual abuse*. New York: Sage.
- Matthews, R., Hunter Jr., J. A., & Vuz, J. (1997). Juvenile female sexual offenders: Clinical characteristics and treatment issues. *Sexual Abuse: Journal of Research and Treatment*, 9(3), 187-199.
- McCartan, F. M., Law, H., Murphy, M., & Bailey, S. (2011). Child and adolescent females who present with sexually abusive behaviours: A 10-year UK prevalence study. *Journal of Sexual Aggression*, 17(1), 4-14. doi:10.1080/13552600.2010.488302
- McCartan, L. M., & Gunnison, E. (2010). Individual and relationship factors that differentiate female offenders with and without a sexual abuse history. *Journal of Interpersonal Violence*, 25(8), 1449-1469. doi:10.1177/0886260509354585

- Miller, H. A., Turner, K., & Henderson, C. E. (2009). Psychopathology of sex offenders: A comparison of males and females using latent profile analysis. *Criminal Justice & Behavior*, 36(8), 778-792. doi:10.1177/0093854809336400
- Muskens, M., Bogaerts, S., van Casteren, M., & Labrijn, S. (2011). Adult female sexual offending: A comparison between co-offenders and solo offenders in a dutch sample. *Journal of Sexual Aggression*, 17(1), 46-60. doi:10.1080/13552600.2010.544414
- Nathan, P., & Ward, T. (2002). Female sex offenders: Clinical and demographic features. *Journal of Sexual Aggression*, 8(1), 5-21. doi:10.1080/13552600208413329
- Nathan-Pamela, & Ward-Tony. (2001). Females who sexually abuse children: Assessment and treatment issues. *Psychiatry, Psychology & Law*, 8(1), 44-55.
- National Center for Victims of Crime & Crime Victims Research and Treatment Center. (1992). *Rape in America: A report to the nation*. Arlington, VA: National Center for Victims of Crime & Crime Victims Research and Treatment Center.
- O'Connor, A. (1987). Female sex offenders. *The British Journal of Psychiatry : The Journal of Mental Science*, 150, 615-620.
- Oliver, B. E. (2007). Preventing female-perpetrated sexual abuse. *Trauma, Violence & Abuse*, 8(1), 19-32. doi:10.1177/1524838006296747
- Payne, M. (2005). *Modern social work theory*. 3<sup>rd</sup> edition. Chicago: Lyceum.
- Perry, B. D. (2000). Sexual abuse of infants. *Trauma, Violence & Abuse*, 1(3), 294-296.
- Pflugrad, D. M., & Allen, B. P. (2010). An exploratory analysis of executive functioning for female sexual offenders: A comparison of characteristics across offense

- typologies. *Journal of Child Sexual Abuse*, 19(4), 434-449.  
doi:10.1080/10538712.2010.495701
- Robinson, S. E. (1998). From victim to offender: Female offenders of child sexual abuse. *European Journal on Criminal Policy & Research*, 6(1), 59-73.  
doi:10.1023/A:1008634516803
- Roe-Sepowitz, D., & Krysik, J. (2008). Examining the sexual offenses of female juveniles: The relevance of childhood maltreatment. *The American Journal of Orthopsychiatry*, 78(4), 405-412. doi:10.1037/a0014310
- Sahlstrom, K. J., & Jeglic, E. L. (2008). Factors affecting attitudes toward juvenile sex offenders. *Journal of Child Sexual Abuse*, 17(2), 180-196.
- Sandler, J., & Freeman, N. (2007). Typology of female sex offenders: A test of Vandiver and Kercher. *Sexual Abuse: A Journal of Research and Treatment*, 19(2), 73-89.
- Sandler, J. C., & Freeman, N. J. (2009). Female sex offender recidivism: A large-scale empirical analysis. *Sexual Abuse : A Journal of Research and Treatment*, 21(4), 455-473.  
doi:10.1177/1079063209347898
- Sandler, J., & Freeman, N. J. (2011). Female sex offenders and the criminal justice system: A comparison of arrests and outcomes. *Journal of Sexual Aggression*, 17(1), 61-76.  
doi:10.1080/13552600.2010.537380
- Saradjian, J. (1996). *Women who sexually abuse children: From research to clinical practice*. West Sussex, England: Wiley & Sons.
- Saradjian, J. (2010). Understanding the prevalence of female-perpetrated sexual abuse and the impact of that abuse on victims. In T. Gannon, & F. Cortoni (Eds.), *Female sexual offenders: Theory, assessment, and treatment* (pp. 9-30). Oxford, UK: Wiley-Blackwell.

- Sheldon, B. (1995). *Cognitive-behavioral therapy: Research, practice and philosophy*. London: Routledge.
- Silberman, M. (2010). Sexual abuse in childhood and the mentally disordered female offender. *International Journal of Offender Therapy & Comparative Criminology*, 54(5), 783-802. doi:10.1177/0306624X09340011
- Slotboom, A., Hendriks, J., & Verbruggen, J. (2011). Contrasting adolescent female and male sexual aggression: A self-report study on prevalence and predictors of sexual aggression. *Journal of Sexual Aggression*, 17(1), 15-33. doi:10.1080/13552600.2010.544413
- Smith, H. D., Fromuth, M. E., & Morris, C. C. (1997). Effects of gender on perceptions of child sexual abuse. *Journal of Child Sexual Abuse: Research, Treatment, & Program Innovations for Victims, Survivors, & Offenders*, 6(4), 51-63. doi:10.1300/J070v06n04\_04
- Stavros, K., & Roe-Sepowitz, D. (2008). *Female juvenile sex offenders: Mental health needs and relationship problems*. Conference Paper Presented at The American Society of Criminology Conference, St. Louis MO.
- Strickland, S. M. (2008). Female sex offenders. *Journal of Interpersonal Violence*, 23(4), 474-489. doi:10.1177/0886260507312944
- Travin, S., Cullen, K., & Protter, B. (1990). Female sex offenders: Severe victims and victimizers. *Journal of Forensic Sciences*, 35(1), 140-150.
- Tsopelas, C., Spyridoula, T., & Athanasios, D. (2011). Review on female sexual offenders: Findings about profile and personality. *International Journal of Law and Psychiatry*, 34(2), 122-126. doi:10.1016/j.ijlp.2011.02.006

United States Department of Justice. (2007).

*Female sex offenders: A project for justice programs, U.S. department of justice.* Center for Sex Offender Management.

United States Department of Justice, Bureau of Justice Statistics. (2000).

*Sexual assault of young children as reported to law enforcement: Victims, incident, and offender characteristics.* Publication No. 182990. Washington, DC: United States Department of Justice, Bureau of Justice Statistics.

United States Department of Justice, Bureau of Justice Statistics. (2002).

*Rape and sexual assault: Reporting to police and medical attention, 1992-2000.* NCJ Publication No. 194530. Washington, DC: United States Department of Justice, Bureau of Justice Statistics.

U.S. Department of Health and Human Services, Administration for Children and Families, Administration on Children, Youth and Families, Children's Bureau (2011).

National Child Abuse and Neglect Data System (NCANDS) Child File, FFY 2010 [Dataset]. Available from the National Data Archive on Child Abuse and Neglect Web site, <http://www.ndacan.cornell.edu>

Vandiver, D. M. (2006). Female sex offenders: A comparison of solo offenders and co-offenders. *Violence and Victims*, 21(3), 339-354.

Vandiver, D. M., & Kercher, G. (2004). Offender and victim characteristics of registered female sexual offenders in Texas: A proposed typology of female sexual offenders. *Sexual Abuse : A Journal of Research and Treatment*, 16(2), 121-137.

Vandiver, D. M., & Teske, R., Jr. (2006). Juvenile female and male sex offenders: A comparison of offender, victim, and judicial processing characteristics. *International*

- Journal of Offender Therapy and Comparative Criminology*, 50(2), 148-165.  
doi:10.1177/0306624X05277941
- Vess, J. (2011). Risk assessment with female sex offenders: Can women meet the criteria of community protection laws? *Journal of Sexual Aggression*, 17(1), 77-91.  
doi:10.1080/13552600.2010.528844
- Vick, J., McRoy, R., & Matthews, B. M. (2002). Young female sex offenders: Assessment and treatment issues. *Journal of Child Sexual Abuse*, 11(2), 1-23.
- Ward, T., & Keenan, T. (1999). Child molesters' implicit theories. *Journal of Interpersonal Violence*, 14, 821-838.
- Warren, J., & Hislop, J. (2008). Patterns of female sexual offending and their investigatory significance. In R. Hazelwood, & A. Burgess (Eds.), *Practical aspects of rape investigation: A multidisciplinary approach* (4th ed.). (pp. 429-444). Ann Arbor, Michigan. CRC Press.
- West, S. G., Friedman, S. H., & Kim, K. D. (2011). Women accused of sex offenses: A gender-based comparison. *Behavioral Sciences & the Law*, 29(5), 728-740.  
doi:10.1002/bsl.1007; 10.1002/bsl.1007
- Wijkman, M., Bijleveld, C., & Hendriks, J. (2010). Women don't do such things! characteristics of female sex offenders and offender types. *Sexual Abuse : A Journal of Research and Treatment*, 22(2), 135-156. doi:10.1177/1079063210363826
- Wijkman, M., Bijleveld, C., & Hendriks, J. (2011). Female sex offenders: Specialists, generalists and once-only offenders. *Journal of Sexual Aggression*, 17(1), 34-45.  
doi:10.1080/13552600.2010.540679

Wong, T. M., & Van de Schoot, R. (2011). The effect of offenders' sex on reporting crimes to the police. *Journal of Interpersonal Violence*, 27(7), 1276-1292.

doi:10.1177/0886260511425245

Wulffen, E. (1934). *Woman as sexual criminal*. New York: American Ethnological Press.